

Onshore Grab Sample

Sample: BV-31-BB
Sample Taken By: D. Phelps
Sample Collected On: 3/18/09
Splits? N/A

County: Brevard
Latitude: 28° 26' 24.7"
Longitude: 80° 33' 18.4"
Datum: WGS 84
Surf. Elev: N/A
Datum: N/A

Fine Data Summary

Total Sample Weight 58.592 grams
Total Fines in Sample 0.036 grams
Total Percent Fines 0.06 %

Dry Sieving Summary

Total Sample Weight 58.549 grams
Total Digested Weight 42.708 grams
Total Carbonate Weight 15.841 grams
Total Silica % 72.94 %
Total Carbonate % 27.06 %
Carbonate/Silica Ratio 0.371

General Comments:

None

Description

Worked By: M. Ladle

Pre-Digestion Grain Size Distribution

Onshore Grab Sample

Sample: BV-31-BB

Total Sample Mass: 58.549 grams

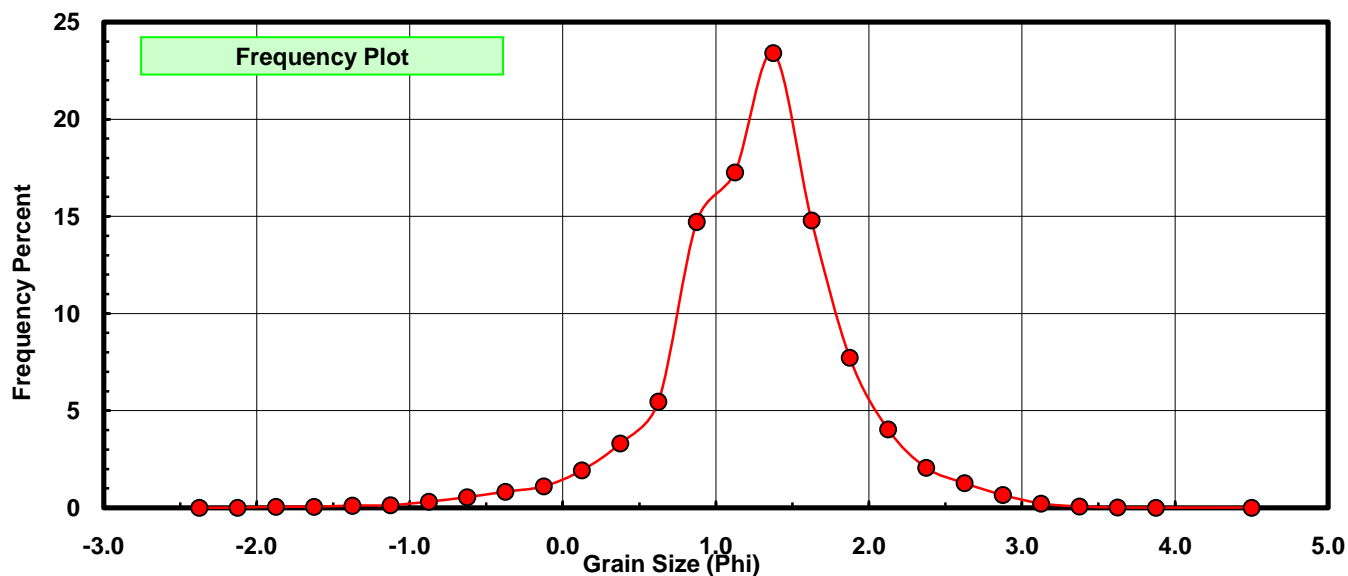
Sieve Size (phi)	Sieve Midpt (phi)	Weight (grams)	Freq Weight %	Cumulative Weight %
-2.25	-2.375	0.000	0.000	0.000
-2.00	-2.125	0.000	0.000	0.000
-1.75	-1.875	0.030	0.051	0.051
-1.50	-1.625	0.030	0.051	0.102
-1.25	-1.375	0.062	0.106	0.208
-1.00	-1.125	0.075	0.128	0.336
-0.75	-0.875	0.182	0.311	0.647
-0.50	-0.625	0.316	0.540	1.187
-0.25	-0.375	0.482	0.823	2.010
0.00	-0.125	0.643	1.098	3.109
0.25	0.125	1.126	1.923	5.032
0.50	0.375	1.934	3.303	8.335
0.75	0.625	3.196	5.459	13.794
1.00	0.875	8.615	14.714	28.508
1.25	1.125	10.109	17.266	45.774
1.50	1.375	13.700	23.399	69.173
1.75	1.625	8.659	14.789	83.962
2.00	1.875	4.525	7.729	91.691
2.25	2.125	2.362	4.034	95.725
2.50	2.375	1.201	2.051	97.776
2.75	2.625	0.740	1.264	99.040
3.00	2.875	0.383	0.654	99.694
3.25	3.125	0.127	0.217	99.911
3.50	3.375	0.036	0.061	99.973
3.75	3.625	0.009	0.015	99.988
4.00	3.875	0.003	0.005	99.993
5.00	4.50	0.004	0.007	100.000

Statistical Results			
Mean:	1.2600	phi	(0.4176 mm)
Standard Dev:	0.6039	phi-units	(0.658 mm)
Skewness:	-0.4861	dimensionless	
Kurtosis:	5.2263	dimensionless	
5th Moment:	-8.3438	dimensionless	
6th Moment:	57.2676	dimensionless	
RARD *	0.4793	dimensionless	
Median	1.1702	phi	(0.4444 mm)

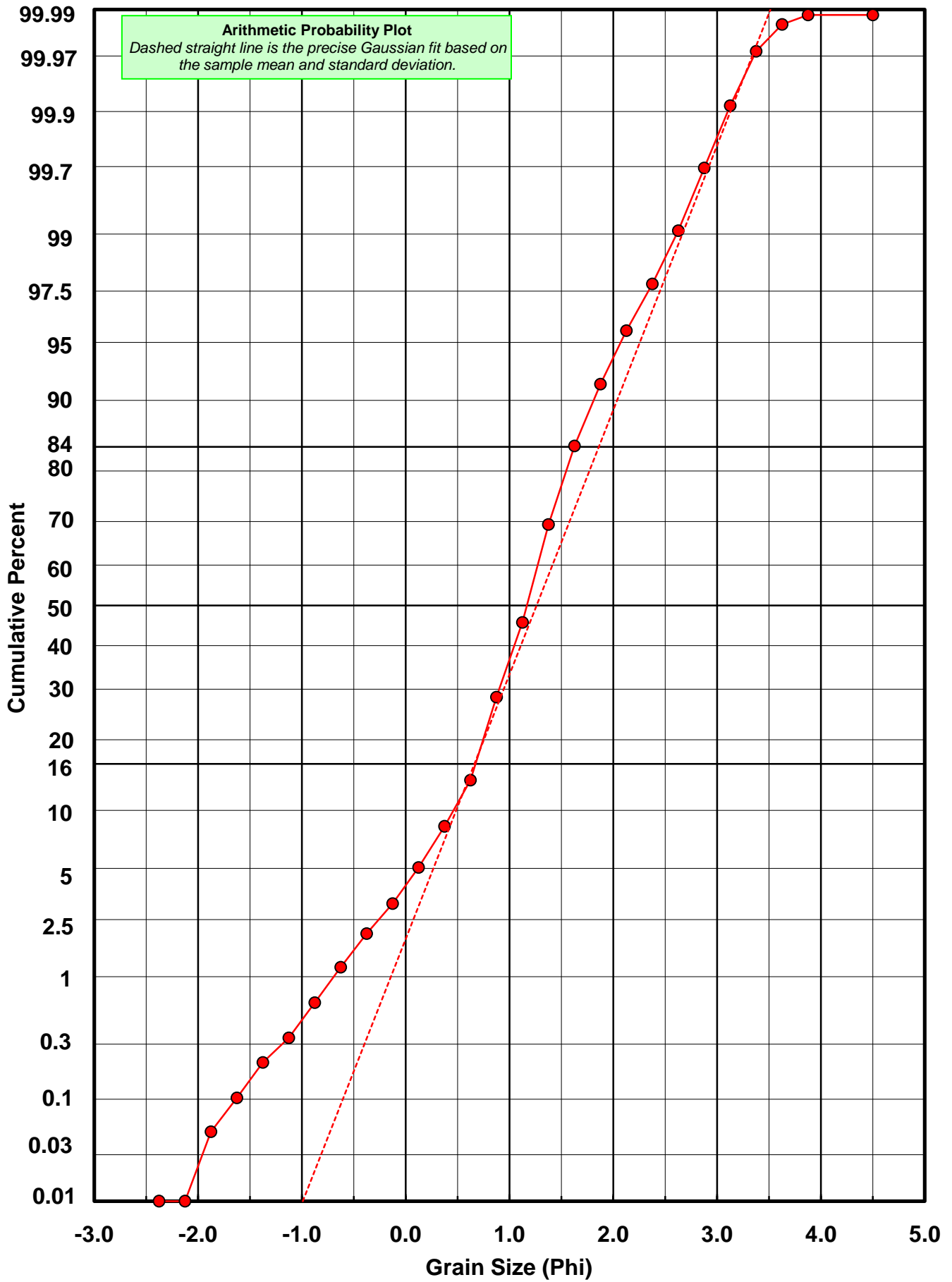
* RARD = reciprocal absolute relative dispersion (see below)

Statistical Explanation
Calculations based on the Method of Moments
Skewness: 3rd Stand. Moment; Exact Gaussian = 0.0
Kurtosis: 4th Stand. Moment; Exact Gaussian = 3.0
For Further Explanation, See Basille et al. 2002
Millimeter data calculated by $mm = 2^{(-\phi)}$

Reciprocal Absolute Relative Dispersion (RARD) Scale	
< 0.5	Excellent homogeneity (e.g., beaches)
0.5 to 1.0	Good homogeneity
1.0 to 1.33	Fair homogeneity
> 1.33	Poor homogeneity (e.g., glacial)



BV-31-BB



Carbonate Grain Size Distribution

Onshore Grab Sample

Sample: BV-31-BB

Total Carbonate Mass: 15.869 grams

% Carbonate: 27.1 %

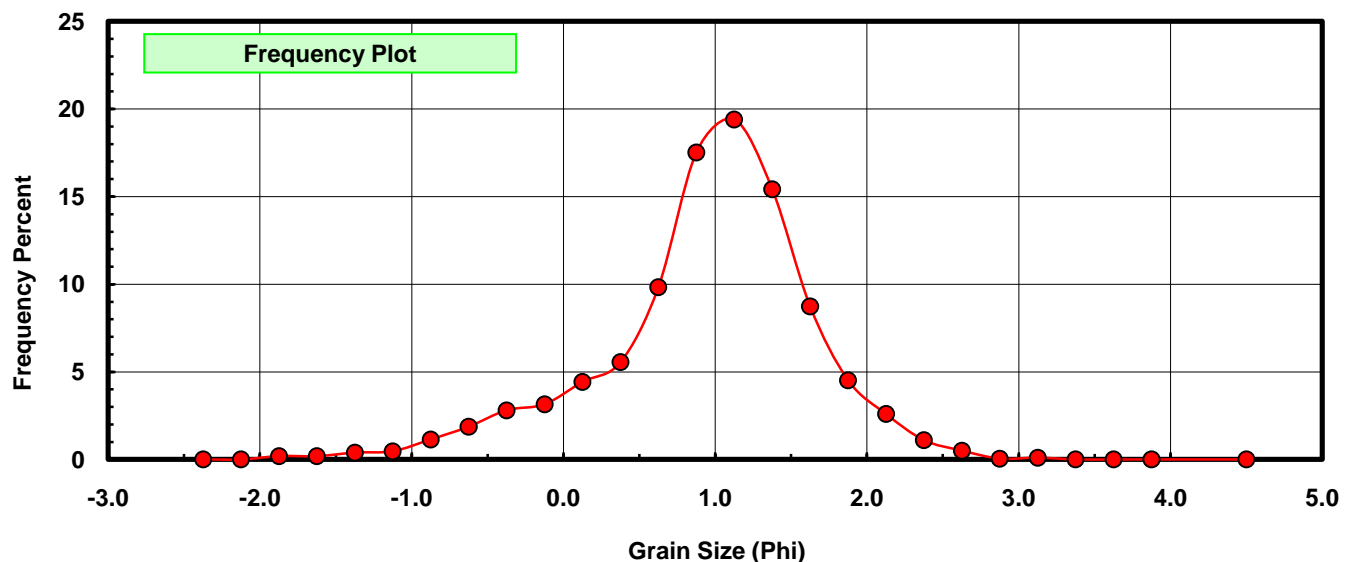
Sieve Size (phi)	Sieve Midpt (phi)	Weight (grams)	Freq Weight %	Cumulative Weight %
-2.25	-2.375	0.000	0.000	0.000
-2.00	-2.125	0.000	0.000	0.000
-1.75	-1.875	0.030	0.189	0.189
-1.50	-1.625	0.030	0.189	0.378
-1.25	-1.375	0.062	0.391	0.769
-1.00	-1.125	0.075	0.473	1.241
-0.75	-0.875	0.182	1.147	2.388
-0.50	-0.625	0.297	1.872	4.260
-0.25	-0.375	0.446	2.811	7.070
0.00	-0.125	0.500	3.151	10.221
0.25	0.125	0.703	4.430	14.651
0.50	0.375	0.881	5.552	20.203
0.75	0.625	1.561	9.837	30.040
1.00	0.875	2.780	17.518	47.558
1.25	1.125	3.079	19.403	66.961
1.50	1.375	2.448	15.426	82.387
1.75	1.625	1.386	8.734	91.121
2.00	1.875	0.718	4.525	95.646
2.25	2.125	0.412	2.596	98.242
2.50	2.375	0.175	1.103	99.345
2.75	2.625	0.080	0.504	99.849
3.00	2.875	0.008	0.050	99.899
3.25	3.125	0.016	0.101	100.000
3.50	3.375	0.000	0.000	100.000
3.75	3.625	0.000	0.000	100.000
4.00	3.875	0.000	0.000	100.000
5.00	4.500	0.000	0.000	100.000

Statistical Results			
Mean:	0.9440	phi	(0.5198 mm)
Standard Dev:	0.7236	phi-units	(0.6056 mm)
Skewness:	-0.7219	dimensionless	
Kurtosis:	3.9637	dimensionless	
5th Moment:	-6.8203	dimensionless	
6th Moment:	28.4525	dimensionless	
RARD *	0.7666	dimensionless	
Median	0.9065	phi	(0.5335 mm)

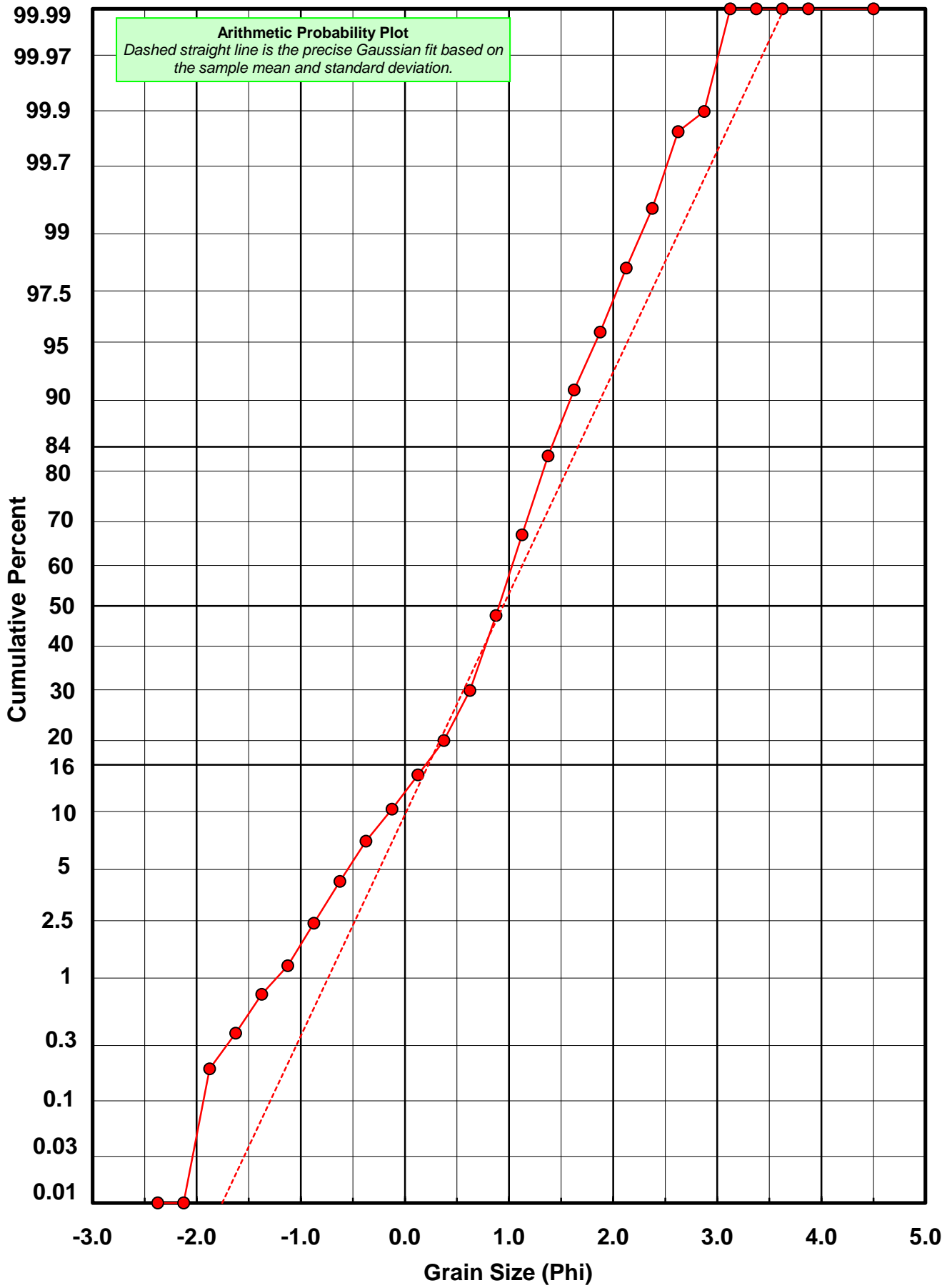
* RARD = reciprocal absolute relative dispersion (see below)

Statistical Explanation	
Calculations based on the Method of Moments	
Skewness: 3rd Stand. Moment; Exact Gaussian = 0.0	
Kurtosis: 4th Stand. Moment; Exact Gaussian = 3.0	
For Further Explanation, See Basille et al. 2002	
Millimeter data calculated by $mm = 2^{(-\phi)}$	

Reciprocal Absolute Relative Dispersion (RARD) Scale	
< 0.5	Excellent homogeneity (e.g., beaches)
0.5 to 1.0	Good homogeneity
1.0 to 1.33	Fair homogeneity
> 1.33	Poor homogeneity (e.g., glacial)



BV-31-BB



Post-Digestion Grain Size Distribution

Onshore Grab Sample

Sample: BV-31-BB

Total Digested Mass: 42.708 grams

% Silica: 72.9 %

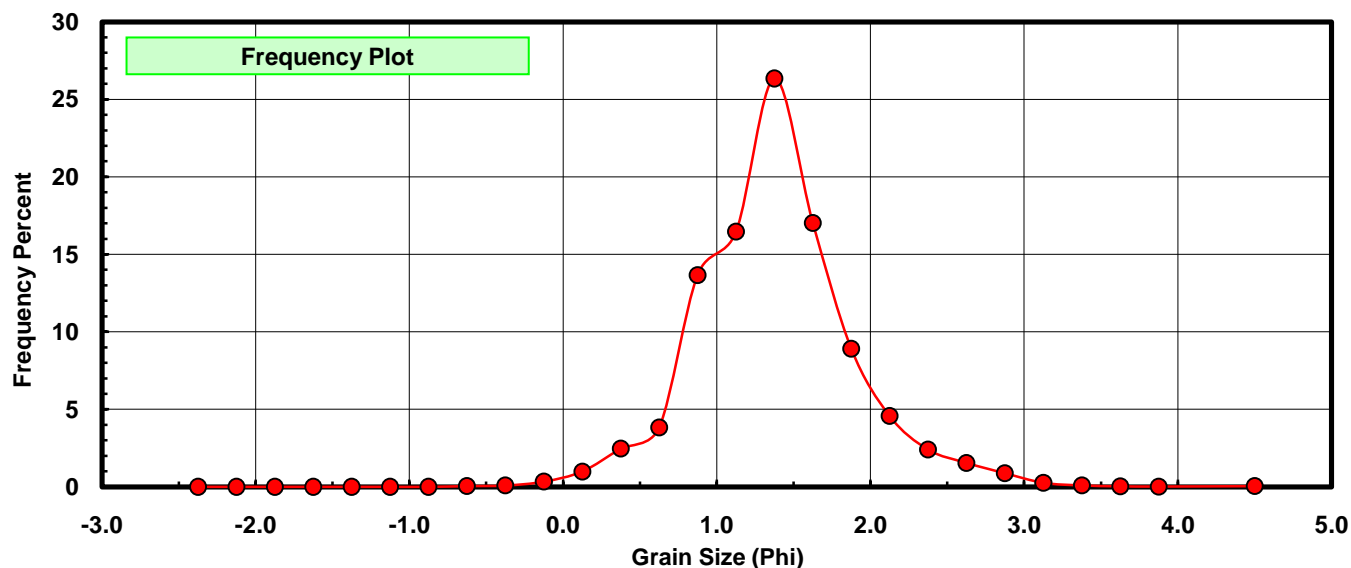
Sieve Size (phi)	Sieve Midpt (phi)	Weight (grams)	Freq Weight %	Cumulative Weight %
-2.25	-2.375	0.000	0.000	0.000
-2.00	-2.125	0.000	0.000	0.000
-1.75	-1.875	0.000	0.000	0.000
-1.50	-1.625	0.000	0.000	0.000
-1.25	-1.375	0.000	0.000	0.000
-1.00	-1.125	0.000	0.000	0.000
-0.75	-0.875	0.000	0.000	0.000
-0.50	-0.625	0.019	0.044	0.044
-0.25	-0.375	0.036	0.084	0.129
0.00	-0.125	0.143	0.335	0.464
0.25	0.125	0.423	0.990	1.454
0.50	0.375	1.053	2.466	3.920
0.75	0.625	1.635	3.828	7.748
1.00	0.875	5.835	13.663	21.411
1.25	1.125	7.030	16.461	37.871
1.50	1.375	11.252	26.346	64.217
1.75	1.625	7.273	17.030	81.247
2.00	1.875	3.807	8.914	90.161
2.25	2.125	1.950	4.566	94.727
2.50	2.375	1.026	2.402	97.129
2.75	2.625	0.660	1.545	98.675
3.00	2.875	0.375	0.878	99.553
3.25	3.125	0.111	0.260	99.813
3.50	3.375	0.039	0.091	99.904
3.75	3.625	0.014	0.033	99.937
4.00	3.875	0.008	0.019	99.956
5.00	4.500	0.019	0.044	100.000

Statistical Results			
Mean:	1.3793	phi	(0.3844 mm)
Standard Dev:	0.5193	phi-units	(0.6977 mm)
Skewness:	0.4083	dimensionless	
Kurtosis:	4.5798	dimensionless	
5th Moment:	7.1739	dimensionless	
6th Moment:	51.3853	dimensionless	
RARD *	0.3765	dimensionless	
Median	1.2401	phi	(0.4233 mm)

* RARD = reciprocal absolute relative dispersion (see below)

Statistical Explanation	
Calculations based on the Method of Moments	
Skewness: 3rd Stand. Moment; Exact Gaussian = 0.0	
Kurtosis: 4th Stand. Moment; Exact Gaussian = 3.0	
For Further Explanation, See Basille et al. 2002	
Millimeter data calculated by $mm = 2^{(-phi)}$	

Reciprocal Absolute Relative Dispersion (RARD) Scale	
< 0.5	Excellent homogeneity (e.g., beaches)
0.5 to 1.0	Good homogeneity
1.0 to 1.33	Fair homogeneity
> 1.33	Poor homogeneity (e.g., glacial)



BV-31-BB

