

Onshore Grab Sample

Sample: BV-29
Sample Taken By: D. Phelps
Sample Collected On: 3/18/09
Splits? N/A

County: Brevard
Latitude: 28° 27' 4.3"
Longitude: 80° 31' 35.8"
Datum: WGS 84
Surf. Elev: N/A
Datum: N/A

Fine Data Summary

Total Sample Weight	52.37 grams
Total Fines in Sample	0.284 grams
Total Percent Fines	0.54 %

Dry Sieving Summary

Total Sample Weight	52.067 grams
Total Digested Weight	41.859 grams
Total Carbonate Weight	10.208 grams
Total Silica %	80.39 %
Total Carbonate %	19.61 %
Carbonate/Silica Ratio	0.244

General Comments:

None

Description

Worked By: M. Ladle

Pre-Digestion Grain Size Distribution

Onshore Grab Sample

Sample: BV-29

Total Sample Mass: 52.067 grams

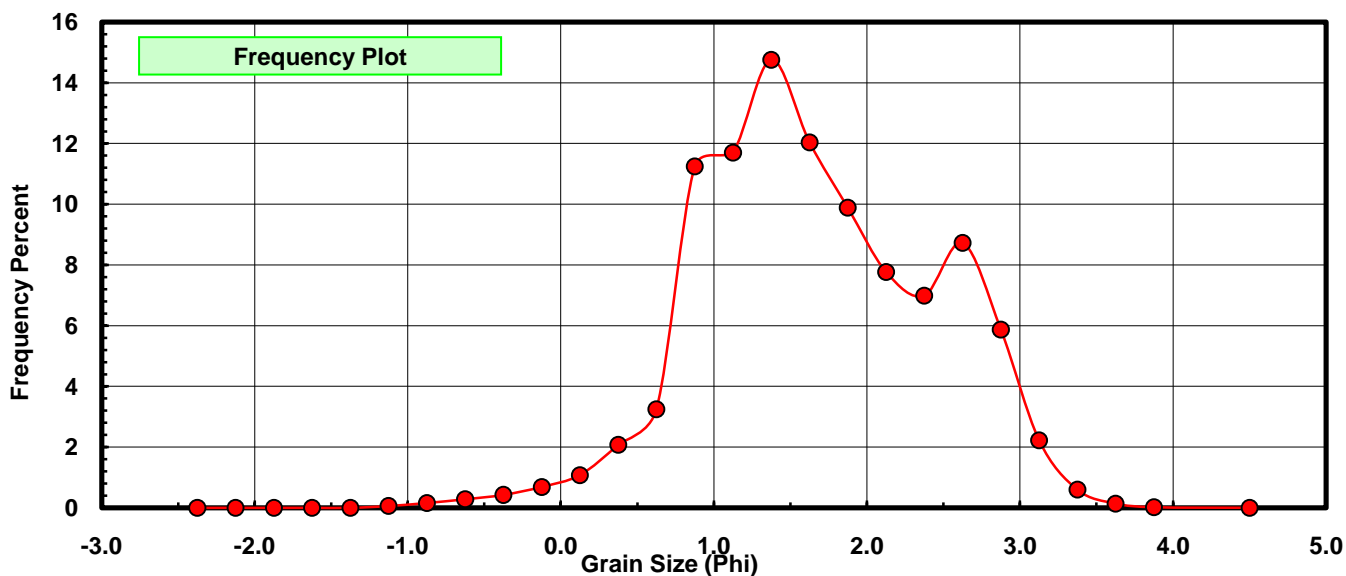
Sieve Size (phi)	Sieve Midpt (phi)	Weight (grams)	Freq Weight %	Cumulative Weight %
-2.25	-2.375	0.000	0.000	0.000
-2.00	-2.125	0.000	0.000	0.000
-1.75	-1.875	0.000	0.000	0.000
-1.50	-1.625	0.000	0.000	0.000
-1.25	-1.375	0.000	0.000	0.000
-1.00	-1.125	0.031	0.060	0.060
-0.75	-0.875	0.083	0.159	0.219
-0.50	-0.625	0.147	0.282	0.501
-0.25	-0.375	0.222	0.426	0.928
0.00	-0.125	0.359	0.689	1.617
0.25	0.125	0.562	1.079	2.697
0.50	0.375	1.081	2.076	4.773
0.75	0.625	1.691	3.248	8.020
1.00	0.875	5.853	11.241	19.262
1.25	1.125	6.094	11.704	30.966
1.50	1.375	7.685	14.760	45.726
1.75	1.625	6.268	12.038	57.764
2.00	1.875	5.148	9.887	67.651
2.25	2.125	4.046	7.771	75.422
2.50	2.375	3.640	6.991	82.413
2.75	2.625	4.544	8.727	91.140
3.00	2.875	3.058	5.873	97.013
3.25	3.125	1.158	2.224	99.238
3.50	3.375	0.312	0.599	99.837
3.75	3.625	0.073	0.140	99.977
4.00	3.875	0.011	0.021	99.998
5.00	4.50	0.001	0.002	100.000

Statistical Results			
Mean:	1.6620	phi	(0.316 mm)
Standard Dev:	0.7661	phi-units	(0.588 mm)
Skewness:	-0.0322	dimensionless	
Kurtosis:	2.7706	dimensionless	
5th Moment:	-1.6587	dimensionless	
6th Moment:	13.5875	dimensionless	
RARD *	0.4610	dimensionless	
Median	1.4638	phi	(0.3625 mm)

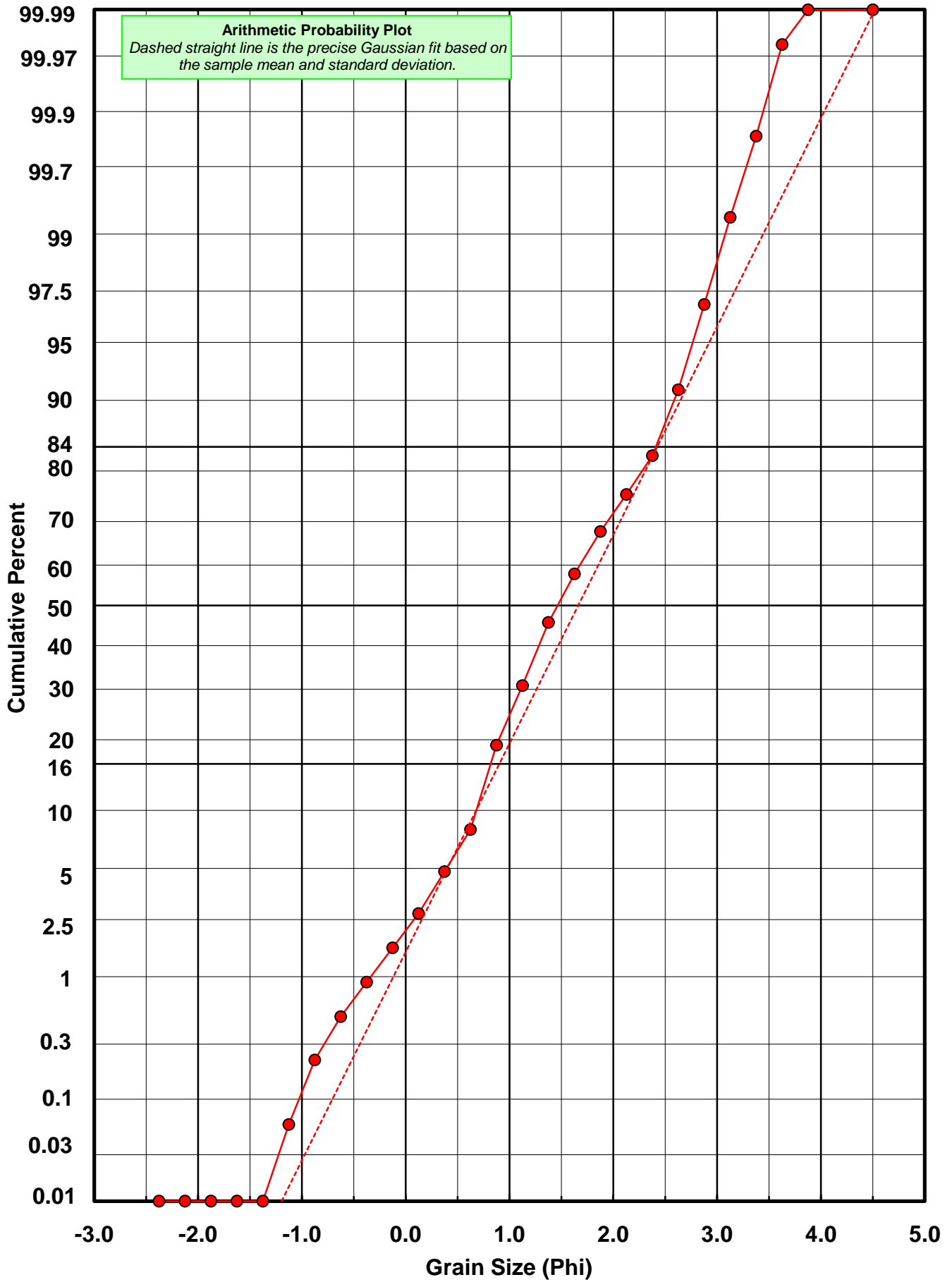
* RARD = reciprocal absolute relative dispersion (see below)

Statistical Explanation	
Calculations based on the Method of Moments	
Skewness: 3rd Stand. Moment; Exact Gaussian = 0.0	
Kurtosis: 4th Stand. Moment; Exact Gaussian = 3.0	
For Further Explanation, See Basille et al. 2002	
Millimeter data calculated by $mm = 2^{(-\phi)}$	

Reciprocal Absolute Relative Dispersion (RARD) Scale	
< 0.5	Excellent homogeneity (e.g., beaches)
0.5 to 1.0	Good homogeneity
1.0 to 1.33	Fair homogeneity
> 1.33	Poor homogeneity (e.g., glacial)



BV-29



Carbonate Grain Size Distribution

Onshore Grab Sample

Sample: BV-29

Total Carbonate Mass: 10.216 grams

% Carbonate: 19.6 %

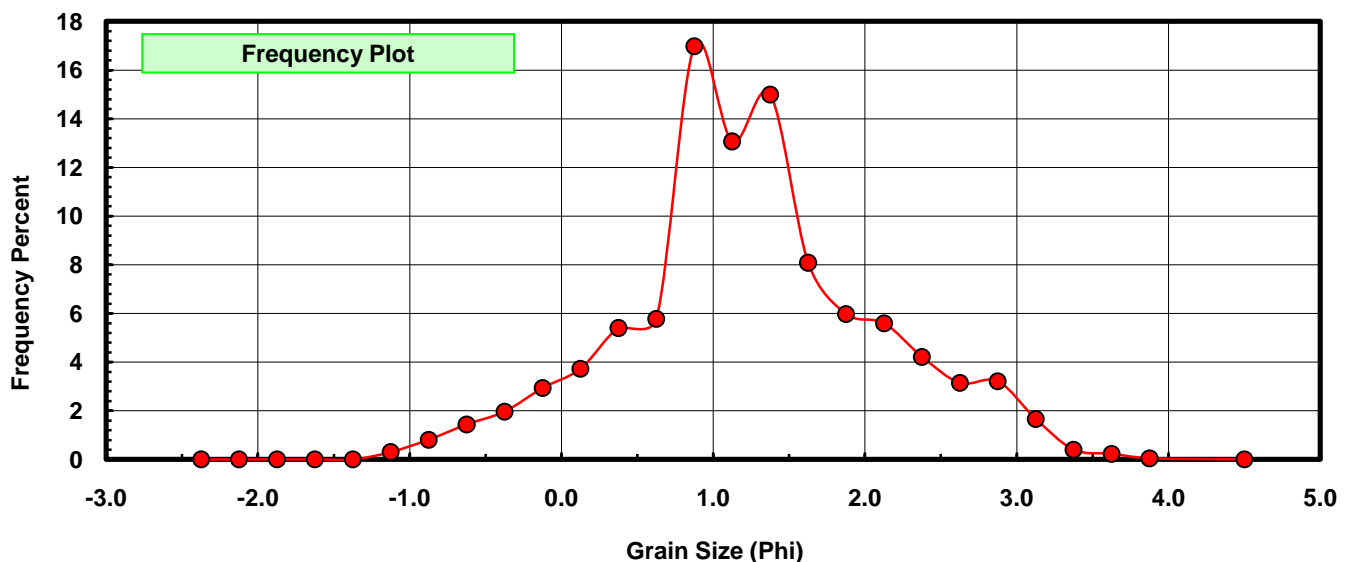
Sieve Size (phi)	Sieve Midpt (phi)	Weight (grams)	Freq Weight %	Cumulative Weight %
-2.25	-2.375	0.000	0.000	0.000
-2.00	-2.125	0.000	0.000	0.000
-1.75	-1.875	0.000	0.000	0.000
-1.50	-1.625	0.000	0.000	0.000
-1.25	-1.375	0.000	0.000	0.000
-1.00	-1.125	0.031	0.303	0.303
-0.75	-0.875	0.083	0.812	1.116
-0.50	-0.625	0.147	1.439	2.555
-0.25	-0.375	0.201	1.968	4.522
0.00	-0.125	0.300	2.937	7.459
0.25	0.125	0.381	3.729	11.188
0.50	0.375	0.552	5.403	16.592
0.75	0.625	0.590	5.775	22.367
1.00	0.875	1.735	16.983	39.350
1.25	1.125	1.335	13.068	52.418
1.50	1.375	1.532	14.996	67.414
1.75	1.625	0.826	8.085	75.499
2.00	1.875	0.611	5.981	81.480
2.25	2.125	0.572	5.599	87.079
2.50	2.375	0.431	4.219	91.298
2.75	2.625	0.321	3.142	94.440
3.00	2.875	0.328	3.211	97.651
3.25	3.125	0.170	1.664	99.315
3.50	3.375	0.041	0.401	99.716
3.75	3.625	0.024	0.235	99.951
4.00	3.875	0.005	0.049	100.000
5.00	4.500	0.000	0.000	100.000

Statistical Results			
Mean:	1.2457	phi	(0.4217 mm)
Standard Dev:	0.8932	phi-units	(0.5384 mm)
Skewness:	0.0733	dimensionless	
Kurtosis:	2.8206	dimensionless	
5th Moment:	0.1526	dimensionless	
6th Moment:	11.3014	dimensionless	
RARD *	0.7170	dimensionless	
Median	1.0787	phi	(0.4734 mm)

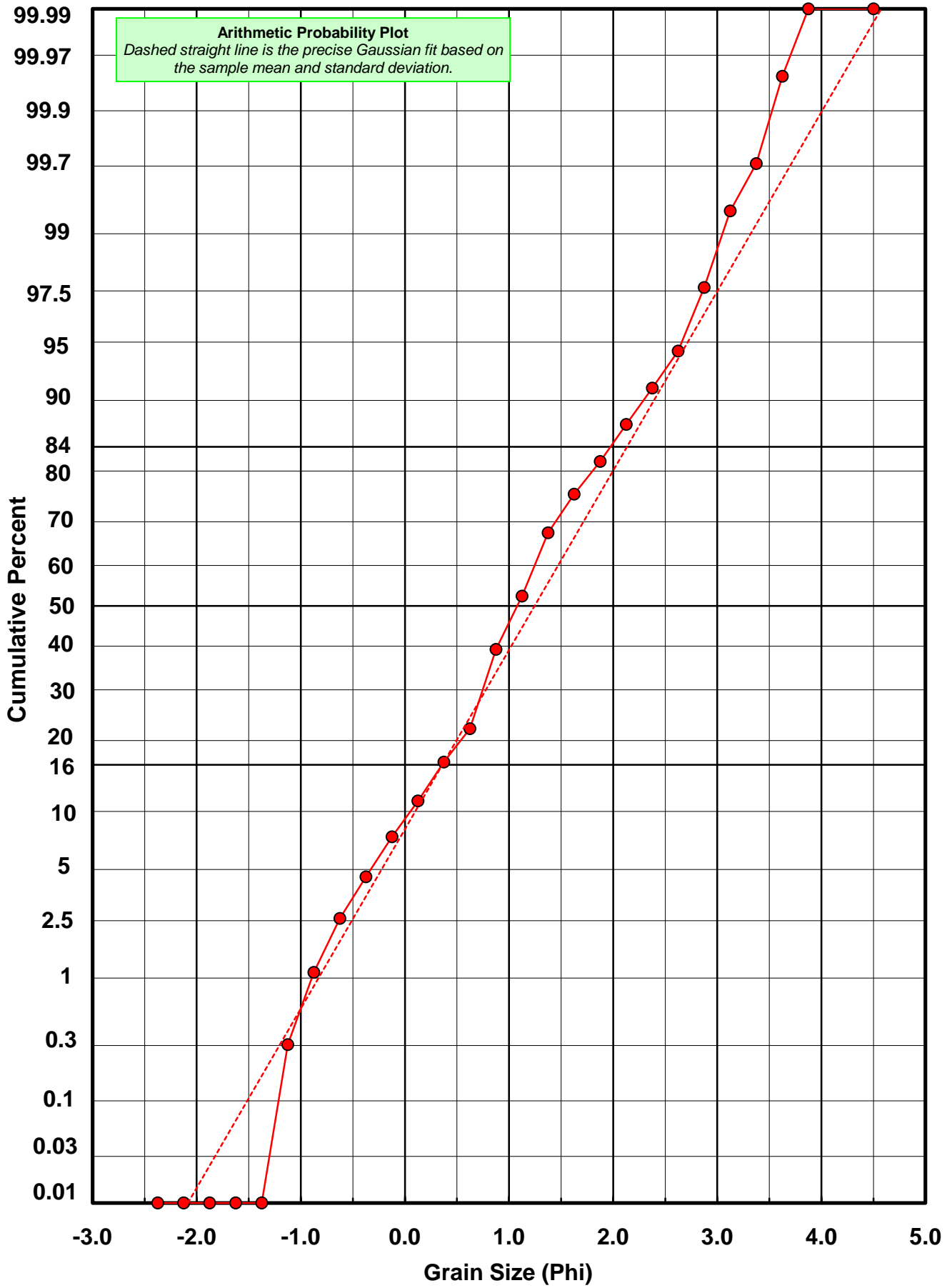
* RARD = reciprocal absolute relative dispersion (see below)

Statistical Explanation	
Calculations based on the Method of Moments	
Skewness: 3rd Stand. Moment; Exact Gaussian = 0.0	
Kurtosis: 4th Stand. Moment; Exact Gaussian = 3.0	
For Further Explanation, See Basille et al. 2002	
Millimeter data calculated by $mm = 2^{(-phi)}$	

Reciprocal Absolute Relative Dispersion (RARD) Scale	
< 0.5	Excellent homogeneity (e.g., beaches)
0.5 to 1.0	Good homogeneity
1.0 to 1.33	Fair homogeneity
> 1.33	Poor homogeneity (e.g., glacial)



BV-29



Post-Digestion Grain Size Distribution

Onshore Grab Sample

Sample: BV-29

Total Digested Mass: 41.859 grams

% Silica: 80.4 %

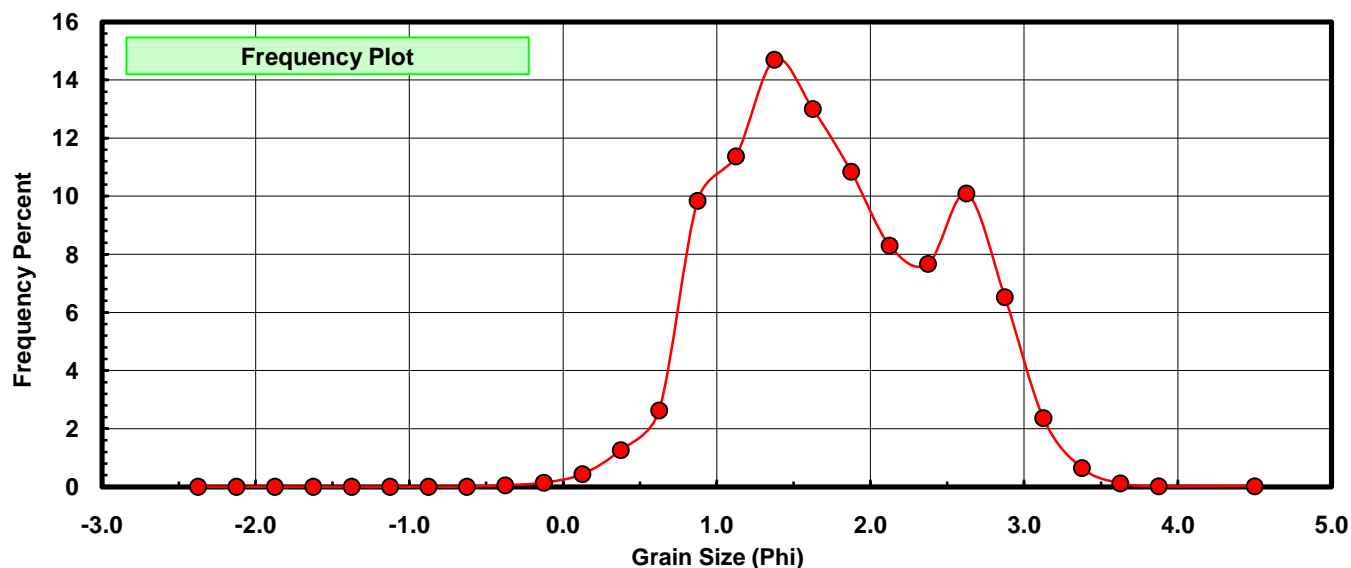
Sieve Size (phi)	Sieve Midpt (phi)	Weight (grams)	Freq Weight %	Cumulative Weight %
-2.25	-2.375	0.000	0.000	0.000
-2.00	-2.125	0.000	0.000	0.000
-1.75	-1.875	0.000	0.000	0.000
-1.50	-1.625	0.000	0.000	0.000
-1.25	-1.375	0.000	0.000	0.000
-1.00	-1.125	0.000	0.000	0.000
-0.75	-0.875	0.000	0.000	0.000
-0.50	-0.625	0.000	0.000	0.000
-0.25	-0.375	0.021	0.050	0.050
0.00	-0.125	0.059	0.141	0.191
0.25	0.125	0.181	0.432	0.624
0.50	0.375	0.529	1.264	1.887
0.75	0.625	1.101	2.630	4.518
1.00	0.875	4.118	9.838	14.355
1.25	1.125	4.759	11.369	25.724
1.50	1.375	6.153	14.699	40.424
1.75	1.625	5.442	13.001	53.425
2.00	1.875	4.537	10.839	64.263
2.25	2.125	3.474	8.299	72.563
2.50	2.375	3.209	7.666	80.229
2.75	2.625	4.223	10.089	90.317
3.00	2.875	2.730	6.522	96.839
3.25	3.125	0.988	2.360	99.200
3.50	3.375	0.271	0.647	99.847
3.75	3.625	0.049	0.117	99.964
4.00	3.875	0.006	0.014	99.978
5.00	4.500	0.009	0.022	100.000

Statistical Results			
Mean:	1.7641	phi	(0.2944 mm)
Standard Dev:	0.7080	phi-units	(0.6122 mm)
Skewness:	0.1765	dimensionless	
Kurtosis:	2.2640	dimensionless	
5th Moment:	0.6865	dimensionless	
6th Moment:	8.0009	dimensionless	
RARD *	0.4013	dimensionless	
Median	1.5591	phi	(0.3394 mm)

* RARD = reciprocal absolute relative dispersion (see below)

Statistical Explanation	
Calculations based on the Method of Moments	
Skewness: 3rd Stand. Moment; Exact Gaussian = 0.0	
Kurtosis: 4th Stand. Moment; Exact Gaussian = 3.0	
For Further Explanation, See Basille et al. 2002	
Millimeter data calculated by $mm = 2^{(-\phi)}$	

Reciprocal Absolute Relative Dispersion (RARD) Scale	
< 0.5	Excellent homogeneity (e.g., beaches)
0.5 to 1.0	Good homogeneity
1.0 to 1.33	Fair homogeneity
> 1.33	Poor homogeneity (e.g., glacial)



BV-29

