

**Onshore Grab Sample**

**Sample:** BV-28-BB  
**Sample Taken By:** D. Phelps  
**Sample Collected On:** 3/18/09  
**Splits?** N/A

**County:** Brevard  
**Latitude:** 28° 27' 35.9"  
**Longitude:** 80° 31' 34.4"  
**Datum:** WGS 84  
**Surf. Elev:** N/A  
**Datum:** N/A

**Fine Data Summary**

Total Sample Weight 55.114 grams  
Total Fines in Sample 0.321 grams  
Total Percent Fines 0.58 %

**Dry Sieving Summary**

Total Sample Weight 54.770 grams  
Total Digested Weight 45.477 grams  
Total Carbonate Weight 9.293 grams  
Total Silica % 83.03 %  
Total Carbonate % 16.97 %  
Carbonate/Silica Ratio 0.204

**General Comments:**

None

**Description**

Worked By: M. Ladle

# Pre-Digestion Grain Size Distribution

Onshore Grab Sample

Sample: BV-28-BB

Total Sample Mass: 54.770 grams

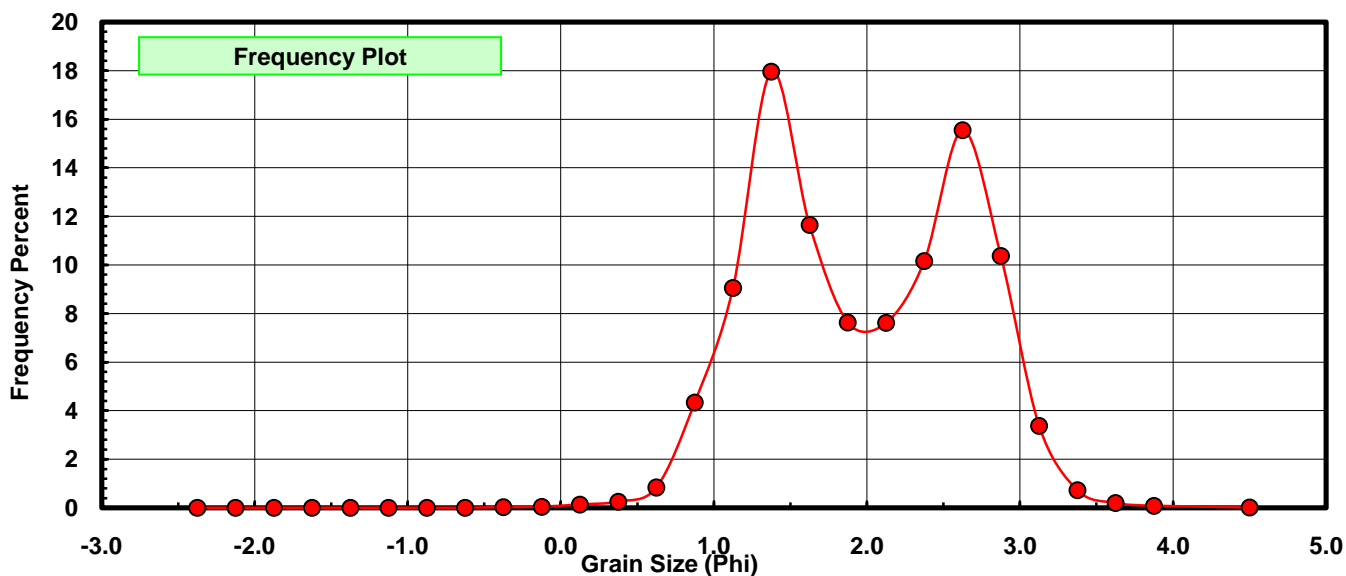
Sieve Size (phi)	Sieve Midpt (phi)	Weight (grams)	Freq Weight %	Cumulative Weight %
-2.25	-2.375	0.000	0.000	0.000
-2.00	-2.125	0.000	0.000	0.000
-1.75	-1.875	0.000	0.000	0.000
-1.50	-1.625	0.000	0.000	0.000
-1.25	-1.375	0.000	0.000	0.000
-1.00	-1.125	0.000	0.000	0.000
-0.75	-0.875	0.000	0.000	0.000
-0.50	-0.625	0.000	0.000	0.000
-0.25	-0.375	0.014	0.026	0.026
0.00	-0.125	0.024	0.044	0.069
0.25	0.125	0.075	0.137	0.206
0.50	0.375	0.140	0.256	0.462
0.75	0.625	0.458	0.836	1.298
1.00	0.875	2.371	4.329	5.627
1.25	1.125	4.956	9.049	14.676
1.50	1.375	9.835	17.957	32.633
1.75	1.625	6.382	11.652	44.285
2.00	1.875	4.180	7.632	51.917
2.25	2.125	4.169	7.612	59.529
2.50	2.375	5.566	10.162	69.691
2.75	2.625	8.515	15.547	85.238
3.00	2.875	5.680	10.371	95.609
3.25	3.125	1.848	3.374	98.983
3.50	3.375	0.394	0.719	99.702
3.75	3.625	0.108	0.197	99.900
4.00	3.875	0.045	0.082	99.982
5.00	4.50	0.010	0.018	100.000

Statistical Results			
Mean:	1.9755	phi	(0.2543 mm)
Standard Dev:	0.6868	phi-units	(0.6212 mm)
Skewness:	0.0275	dimensionless	
Kurtosis:	1.9697	dimensionless	
5th Moment:	-0.0373	dimensionless	
6th Moment:	6.5363	dimensionless	
RARD *	0.3477	dimensionless	
Median	1.8122	phi	(0.2848 mm)

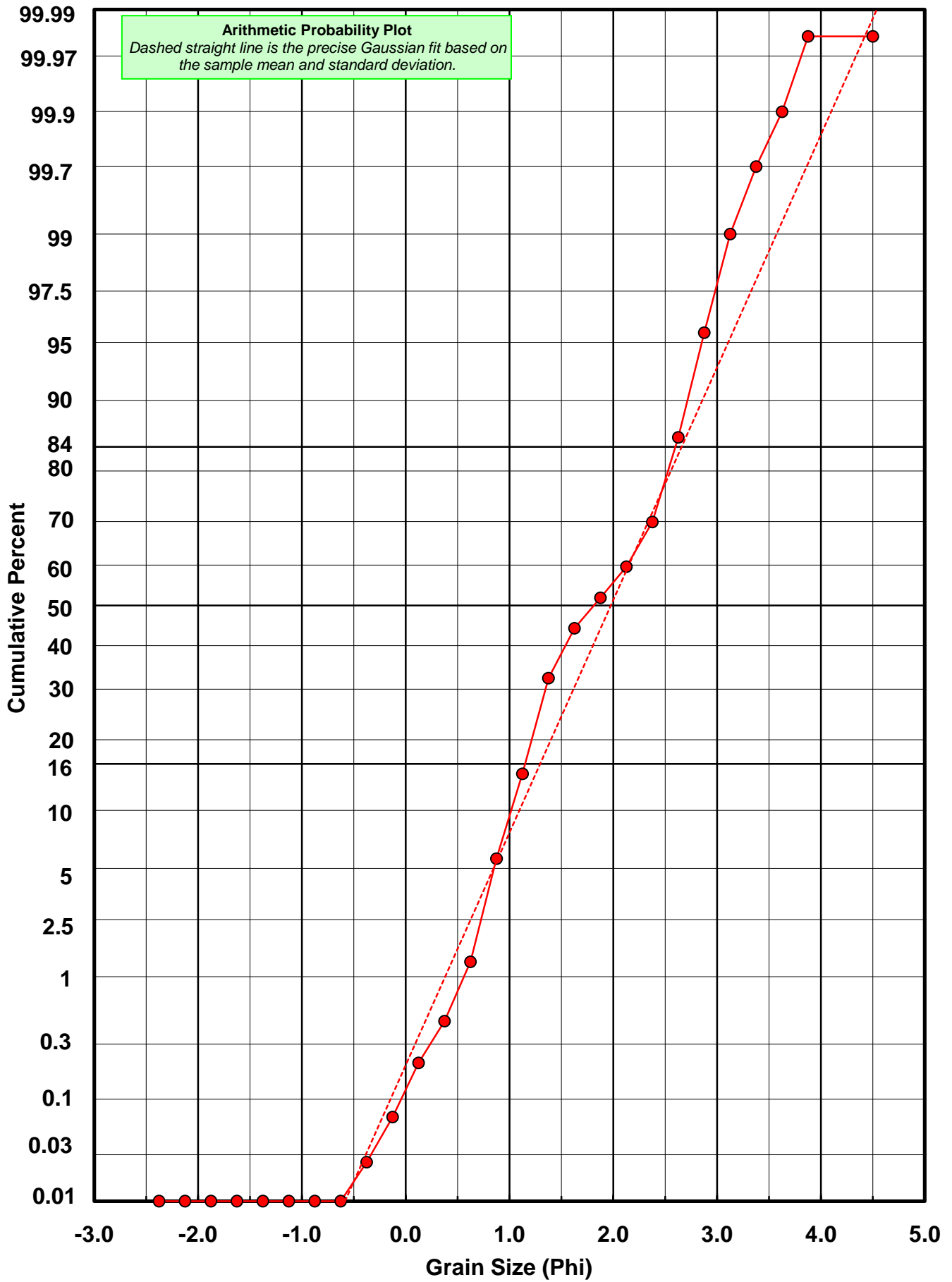
\* RARD = reciprocal absolute relative dispersion (see below)

Statistical Explanation
Calculations based on the Method of Moments
Skewness: 3rd Stand. Moment; Exact Gaussian = 0.0
Kurtosis: 4th Stand. Moment; Exact Gaussian = 3.0
For Further Explanation, See Basille et al. 2002
Millimeter data calculated by $mm = 2^{(-\phi)}$

Reciprocal Absolute Relative Dispersion (RARD) Scale	
< 0.5	Excellent homogeneity (e.g., beaches)
0.5 to 1.0	Good homogeneity
1.0 to 1.33	Fair homogeneity
> 1.33	Poor homogeneity (e.g., glacial)



# BV-28-BB



# Carbonate Grain Size Distribution

Onshore Grab Sample

Sample: BV-28-BB

Total Carbonate Mass: 9.300 grams

% Carbonate: 17.0 %

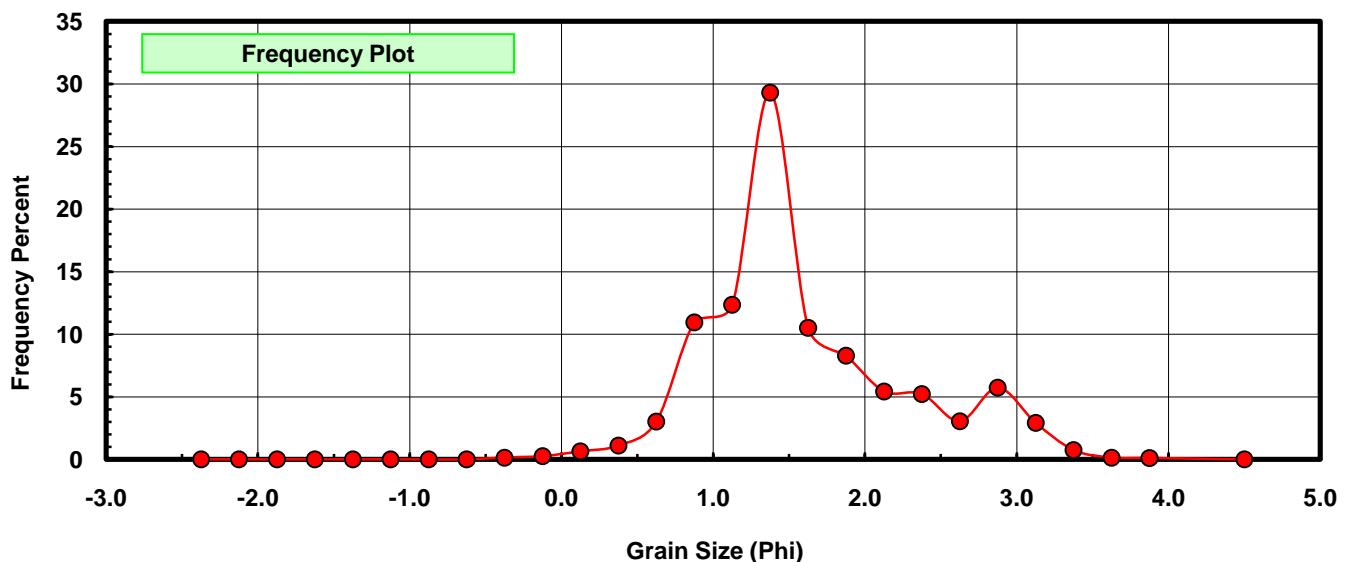
Sieve Size (phi)	Sieve Midpt (phi)	Weight (grams)	Freq Weight %	Cumulative Weight %
-2.25	-2.375	0.000	0.000	0.000
-2.00	-2.125	0.000	0.000	0.000
-1.75	-1.875	0.000	0.000	0.000
-1.50	-1.625	0.000	0.000	0.000
-1.25	-1.375	0.000	0.000	0.000
-1.00	-1.125	0.000	0.000	0.000
-0.75	-0.875	0.000	0.000	0.000
-0.50	-0.625	0.000	0.000	0.000
-0.25	-0.375	0.014	0.151	0.151
0.00	-0.125	0.024	0.258	0.409
0.25	0.125	0.060	0.645	1.054
0.50	0.375	0.103	1.108	2.161
0.75	0.625	0.282	3.032	5.194
1.00	0.875	1.019	10.957	16.151
1.25	1.125	1.149	12.355	28.505
1.50	1.375	2.726	29.312	57.817
1.75	1.625	0.979	10.527	68.344
2.00	1.875	0.771	8.290	76.634
2.25	2.125	0.506	5.441	82.075
2.50	2.375	0.487	5.237	87.312
2.75	2.625	0.283	3.043	90.355
3.00	2.875	0.533	5.731	96.086
3.25	3.125	0.271	2.914	99.000
3.50	3.375	0.069	0.742	99.742
3.75	3.625	0.014	0.151	99.892
4.00	3.875	0.010	0.108	100.000
5.00	4.500	0.000	0.000	100.000

Statistical Results			
Mean:	1.5978	phi	(0.3304 mm)
Standard Dev:	0.7133	phi-units	(0.6099 mm)
Skewness:	0.6365	dimensionless	
Kurtosis:	2.8632	dimensionless	
5th Moment:	3.2002	dimensionless	
6th Moment:	12.3904	dimensionless	
RARD *	0.4465	dimensionless	
Median	1.3083	phi	(0.4038 mm)

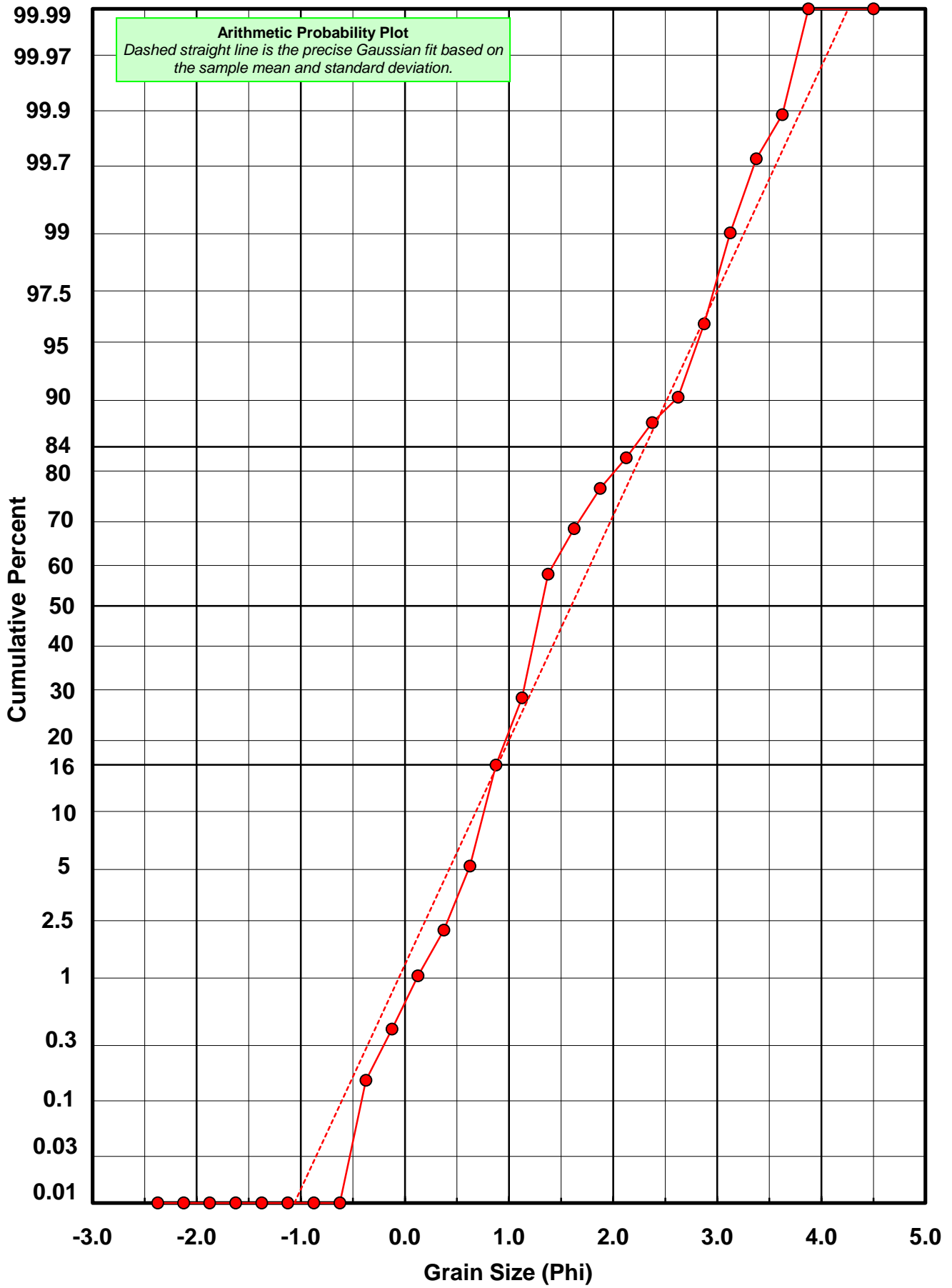
\* RARD = reciprocal absolute relative dispersion (see below)

Statistical Explanation	
Calculations based on the Method of Moments	
Skewness: 3rd Stand. Moment; Exact Gaussian = 0.0	
Kurtosis: 4th Stand. Moment; Exact Gaussian = 3.0	
For Further Explanation, See Basille et al. 2002	
Millimeter data calculated by $mm = 2^{(-\phi)}$	

Reciprocal Absolute Relative Dispersion (RARD) Scale	
< 0.5	Excellent homogeneity (e.g., beaches)
0.5 to 1.0	Good homogeneity
1.0 to 1.33	Fair homogeneity
> 1.33	Poor homogeneity (e.g., glacial)



# BV-28-BB



# Post-Digestion Grain Size Distribution

Onshore Grab Sample

Sample: BV-28-BB

Total Digested Mass: 45.477 grams

% Silica: 83.0 %

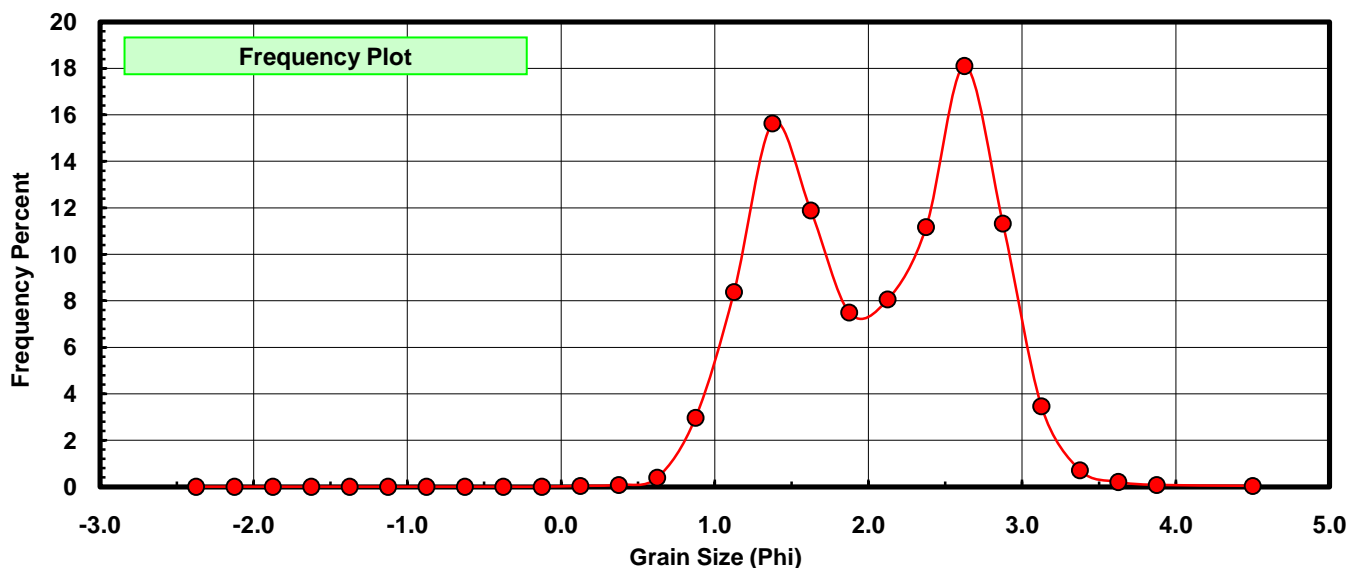
Sieve Size (phi)	Sieve Midpt (phi)	Weight (grams)	Freq Weight %	Cumulative Weight %
-2.25	-2.375	0.000	0.000	0.000
-2.00	-2.125	0.000	0.000	0.000
-1.75	-1.875	0.000	0.000	0.000
-1.50	-1.625	0.000	0.000	0.000
-1.25	-1.375	0.000	0.000	0.000
-1.00	-1.125	0.000	0.000	0.000
-0.75	-0.875	0.000	0.000	0.000
-0.50	-0.625	0.000	0.000	0.000
-0.25	-0.375	0.000	0.000	0.000
0.00	-0.125	0.000	0.000	0.000
0.25	0.125	0.015	0.033	0.033
0.50	0.375	0.037	0.081	0.114
0.75	0.625	0.176	0.387	0.501
1.00	0.875	1.352	2.973	3.474
1.25	1.125	3.807	8.371	11.846
1.50	1.375	7.109	15.632	27.478
1.75	1.625	5.403	11.881	39.358
2.00	1.875	3.409	7.496	46.854
2.25	2.125	3.663	8.055	54.909
2.50	2.375	5.079	11.168	66.077
2.75	2.625	8.232	18.101	84.179
3.00	2.875	5.147	11.318	95.497
3.25	3.125	1.577	3.468	98.964
3.50	3.375	0.325	0.715	99.679
3.75	3.625	0.094	0.207	99.886
4.00	3.875	0.035	0.077	99.963
5.00	4.500	0.017	0.037	100.000

Statistical Results			
Mean:	2.0531	phi	(0.241 mm)
Standard Dev:	0.6636	phi-units	(0.6313 mm)
Skewness:	-0.0479	dimensionless	
Kurtosis:	1.8871	dimensionless	
5th Moment:	0.0638	dimensionless	
6th Moment:	5.8487	dimensionless	
RARD *	0.3232	dimensionless	
Median	1.9726	phi	(0.2548 mm)

\* RARD = reciprocal absolute relative dispersion (see below)

Statistical Explanation	
Calculations based on the Method of Moments	
Skewness: 3rd Stand. Moment; Exact Gaussian = 0.0	
Kurtosis: 4th Stand. Moment; Exact Gaussian = 3.0	
For Further Explanation, See Basille et al. 2002	
Millimeter data calculated by $mm = 2^{(-phi)}$	

Reciprocal Absolute Relative Dispersion (RARD) Scale	
< 0.5	Excellent homogeneity (e.g., beaches)
0.5 to 1.0	Good homogeneity
1.0 to 1.33	Fair homogeneity
> 1.33	Poor homogeneity (e.g., glacial)



# BV-28-BB

