

Onshore Grab Sample

Sample: BV-23-BB
Sample Taken By: D. Phelps
Sample Collected On: 3/18/09
Splits? N/A

County: Brevard
Latitude: 28° 31' 21.4"
Longitude: 80° 33' 30.3"
Datum: WGS 84
Surf. Elev: N/A
Datum: N/A

Fine Data Summary

Total Sample Weight 58.043 grams
Total Fines in Sample 0.082 grams
Total Percent Fines 0.14 %

Dry Sieving Summary

Total Sample Weight 57.908 grams
Total Digested Weight 47.054 grams
Total Carbonate Weight 10.854 grams
Total Silica % 81.26 %
Total Carbonate % 18.74 %
Carbonate/Silica Ratio 0.231

General Comments:

None

Description

Worked By: M. Ladle

Pre-Digestion Grain Size Distribution

Onshore Grab Sample

Sample: BV-23-BB

Total Sample Mass: 57.908 grams

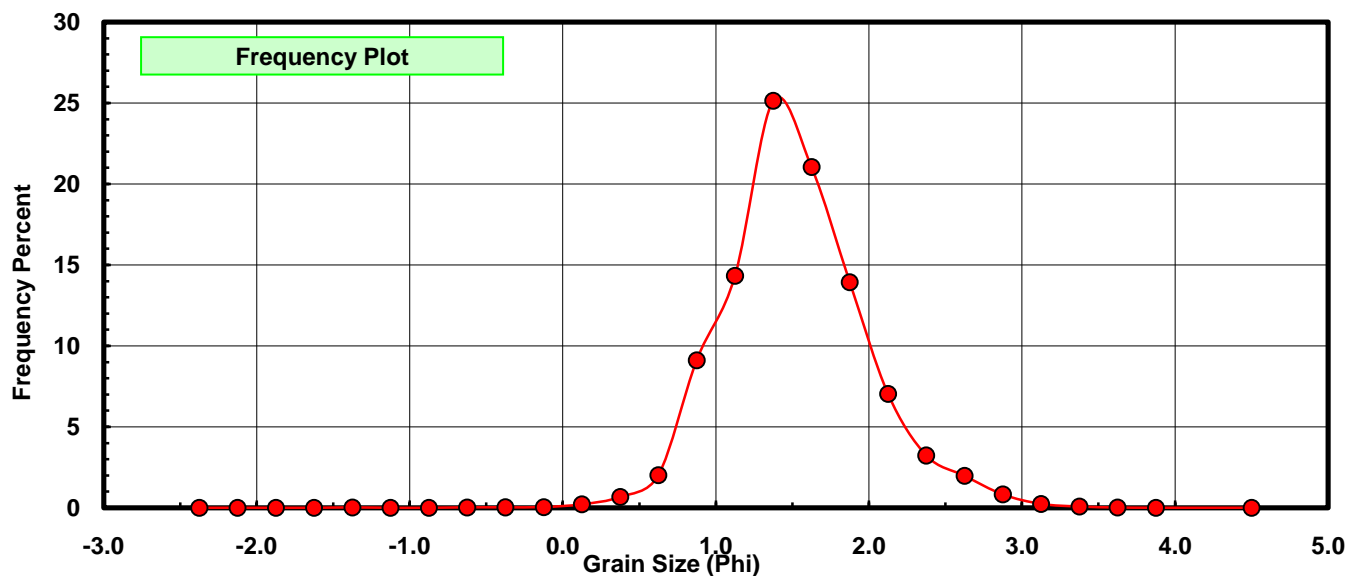
Sieve Size (phi)	Sieve Midpt (phi)	Weight (grams)	Freq Weight %	Cumulative Weight %
-2.25	-2.375	0.000	0.000	0.000
-2.00	-2.125	0.000	0.000	0.000
-1.75	-1.875	0.000	0.000	0.000
-1.50	-1.625	0.000	0.000	0.000
-1.25	-1.375	0.013	0.022	0.022
-1.00	-1.125	0.000	0.000	0.022
-0.75	-0.875	0.000	0.000	0.022
-0.50	-0.625	0.015	0.026	0.048
-0.25	-0.375	0.017	0.029	0.078
0.00	-0.125	0.026	0.045	0.123
0.25	0.125	0.125	0.216	0.338
0.50	0.375	0.390	0.673	1.012
0.75	0.625	1.170	2.020	3.032
1.00	0.875	5.280	9.118	12.150
1.25	1.125	8.297	14.328	26.478
1.50	1.375	14.562	25.147	51.625
1.75	1.625	12.185	21.042	72.667
2.00	1.875	8.069	13.934	86.601
2.25	2.125	4.072	7.032	93.633
2.50	2.375	1.871	3.231	96.864
2.75	2.625	1.144	1.976	98.840
3.00	2.875	0.477	0.824	99.663
3.25	3.125	0.139	0.240	99.903
3.50	3.375	0.044	0.076	99.979
3.75	3.625	0.010	0.017	99.997
4.00	3.875	0.001	0.002	99.998
5.00	4.50	0.001	0.002	100.000

Statistical Results			
Mean:	1.5173	phi	(0.3493 mm)
Standard Dev:	0.4714	phi-units	(0.7212 mm)
Skewness:	0.3082	dimensionless	
Kurtosis:	4.0604	dimensionless	
5th Moment:	1.3541	dimensionless	
6th Moment:	40.2509	dimensionless	
RARD *	0.3107	dimensionless	
Median	1.3588	phi	(0.3899 mm)

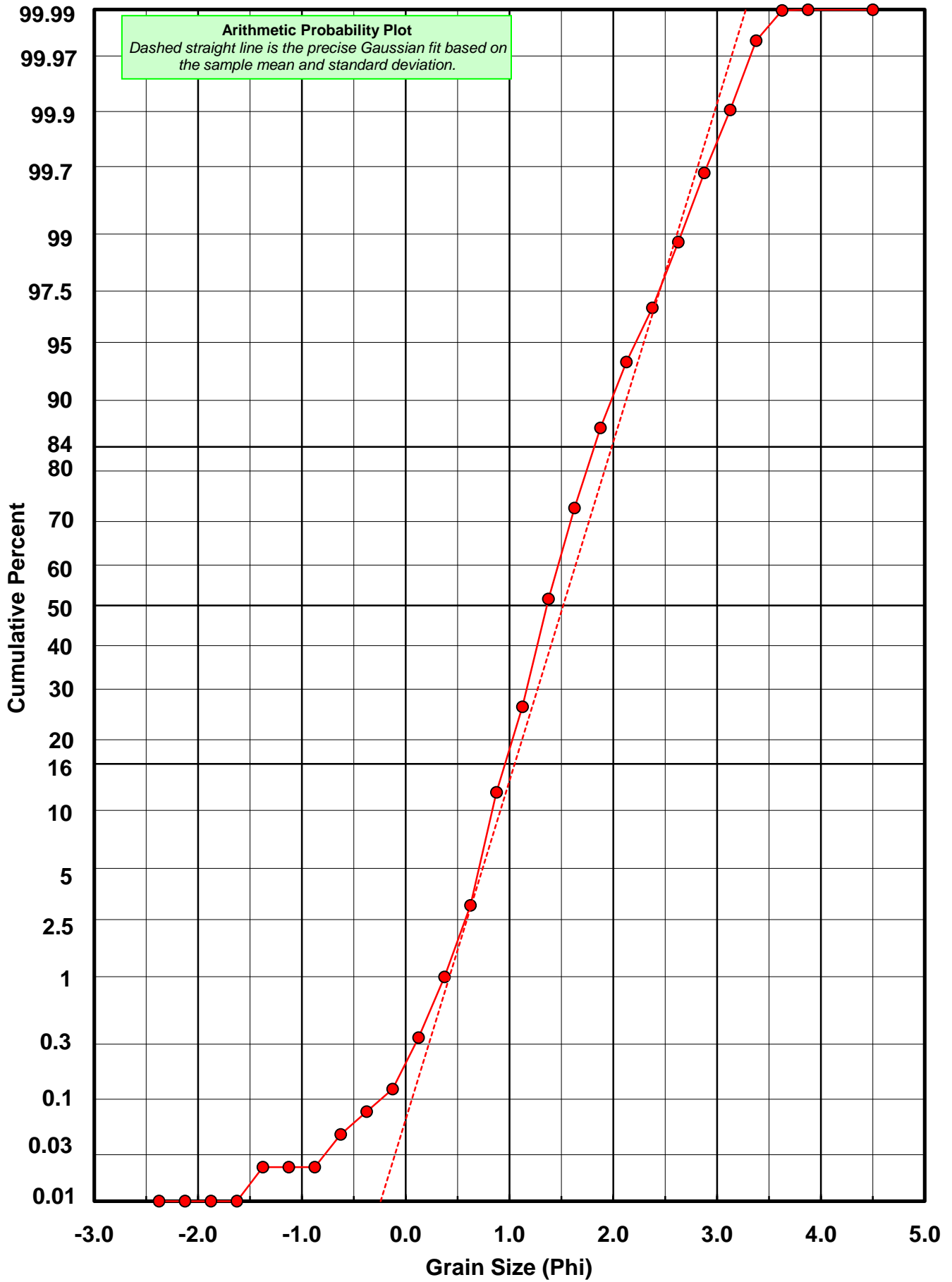
* RARD = reciprocal absolute relative dispersion (see below)

Statistical Explanation
Calculations based on the Method of Moments
Skewness: 3rd Stand. Moment; Exact Gaussian = 0.0
Kurtosis: 4th Stand. Moment; Exact Gaussian = 3.0
For Further Explanation, See Basille et al. 2002
Millimeter data calculated by $mm = 2^{(-\phi)}$

Reciprocal Absolute Relative Dispersion (RARD) Scale	
< 0.5	Excellent homogeneity (e.g., beaches)
0.5 to 1.0	Good homogeneity
1.0 to 1.33	Fair homogeneity
> 1.33	Poor homogeneity (e.g., glacial)



BV-23-BB



Carbonate Grain Size Distribution

Onshore Grab Sample

Sample: BV-23-BB

Total Carbonate Mass: 10.870 grams

% Carbonate: 18.7 %

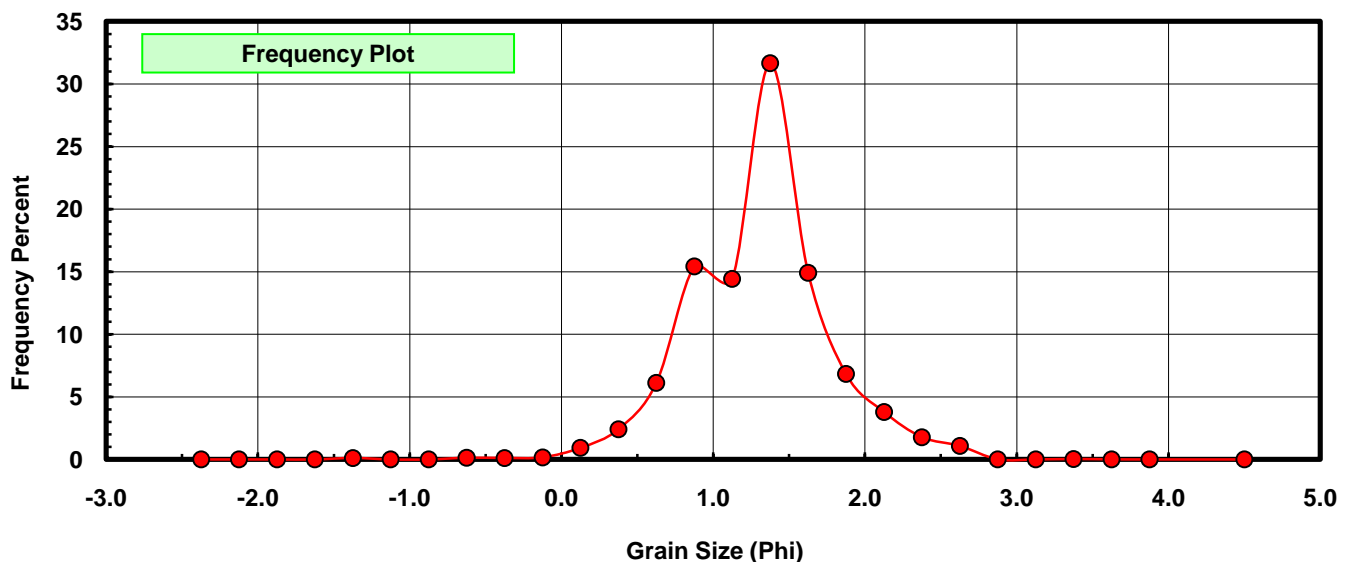
Sieve Size (phi)	Sieve Midpt (phi)	Weight (grams)	Freq Weight %	Cumulative Weight %
-2.25	-2.375	0.000	0.000	0.000
-2.00	-2.125	0.000	0.000	0.000
-1.75	-1.875	0.000	0.000	0.000
-1.50	-1.625	0.000	0.000	0.000
-1.25	-1.375	0.013	0.120	0.120
-1.00	-1.125	0.000	0.000	0.120
-0.75	-0.875	0.000	0.000	0.120
-0.50	-0.625	0.015	0.138	0.258
-0.25	-0.375	0.013	0.120	0.377
0.00	-0.125	0.019	0.175	0.552
0.25	0.125	0.101	0.929	1.481
0.50	0.375	0.263	2.420	3.901
0.75	0.625	0.666	6.127	10.028
1.00	0.875	1.676	15.419	25.446
1.25	1.125	1.569	14.434	39.880
1.50	1.375	3.441	31.656	71.536
1.75	1.625	1.621	14.913	86.449
2.00	1.875	0.742	6.826	93.275
2.25	2.125	0.413	3.799	97.075
2.50	2.375	0.194	1.785	98.859
2.75	2.625	0.118	1.086	99.945
3.00	2.875	0.001	0.009	99.954
3.25	3.125	0.000	0.000	99.954
3.50	3.375	0.004	0.037	99.991
3.75	3.625	0.001	0.009	100.000
4.00	3.875	0.000	0.000	100.000
5.00	4.500	0.000	0.000	100.000

Statistical Results			
Mean:	1.3017	phi	(0.4056 mm)
Standard Dev:	0.4947	phi-units	(0.7097 mm)
Skewness:	-0.1676	dimensionless	
Kurtosis:	4.4919	dimensionless	
5th Moment:	-6.1586	dimensionless	
6th Moment:	55.8553	dimensionless	
RARD *	0.3801	dimensionless	
Median	1.2049	phi	(0.4338 mm)

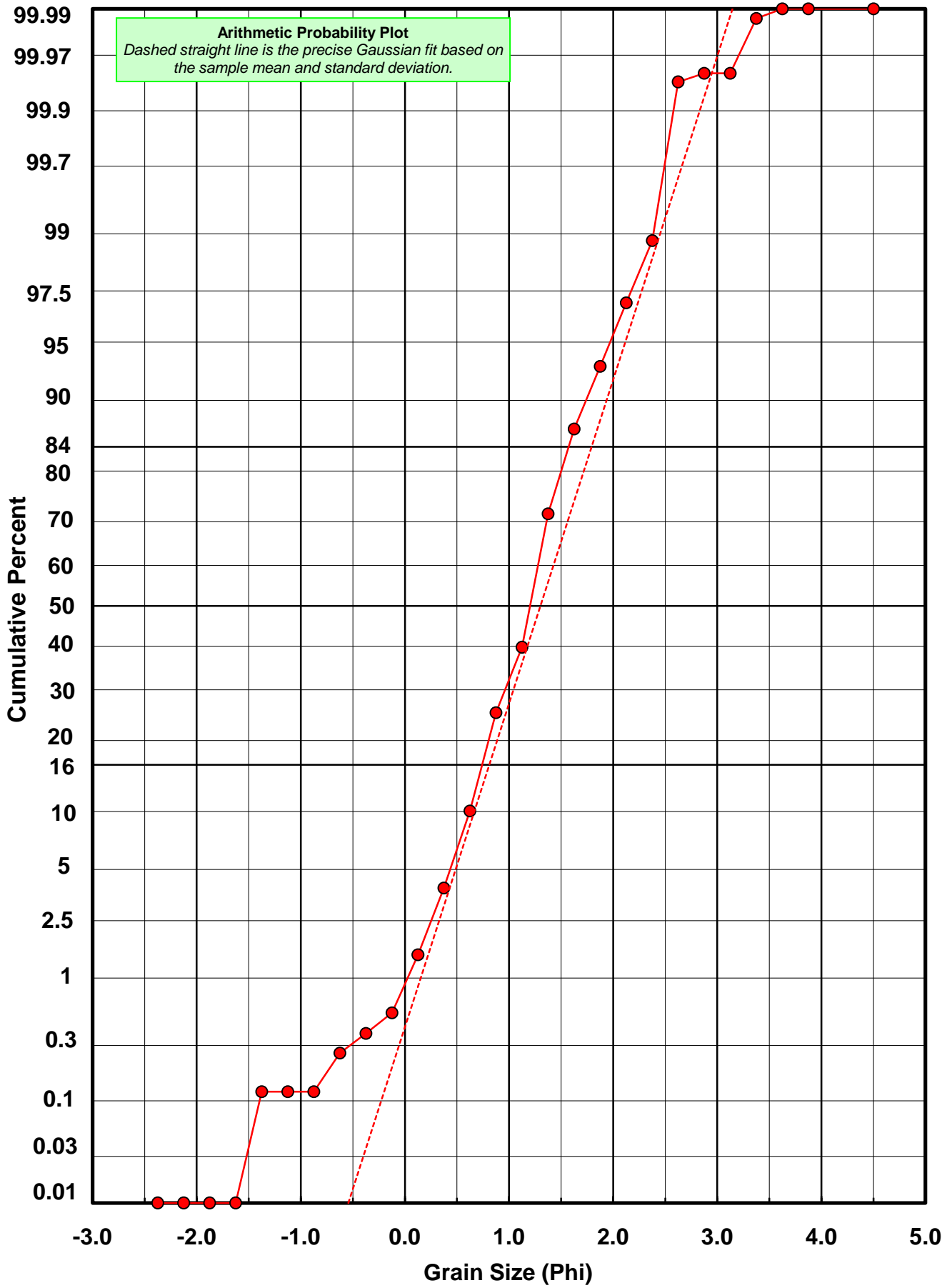
* RARD = reciprocal absolute relative dispersion (see below)

Statistical Explanation	
Calculations based on the Method of Moments	
Skewness: 3rd Stand. Moment; Exact Gaussian = 0.0	
Kurtosis: 4th Stand. Moment; Exact Gaussian = 3.0	
For Further Explanation, See Basille et al. 2002	
Millimeter data calculated by $mm = 2^{(-\phi)}$	

Reciprocal Absolute Relative Dispersion (RARD) Scale	
< 0.5	Excellent homogeneity (e.g., beaches)
0.5 to 1.0	Good homogeneity
1.0 to 1.33	Fair homogeneity
> 1.33	Poor homogeneity (e.g., glacial)



BV-23-BB



Post-Digestion Grain Size Distribution

Onshore Grab Sample

Sample: BV-23-BB

Total Digested Mass: 47.054 grams

% Silica: 81.3 %

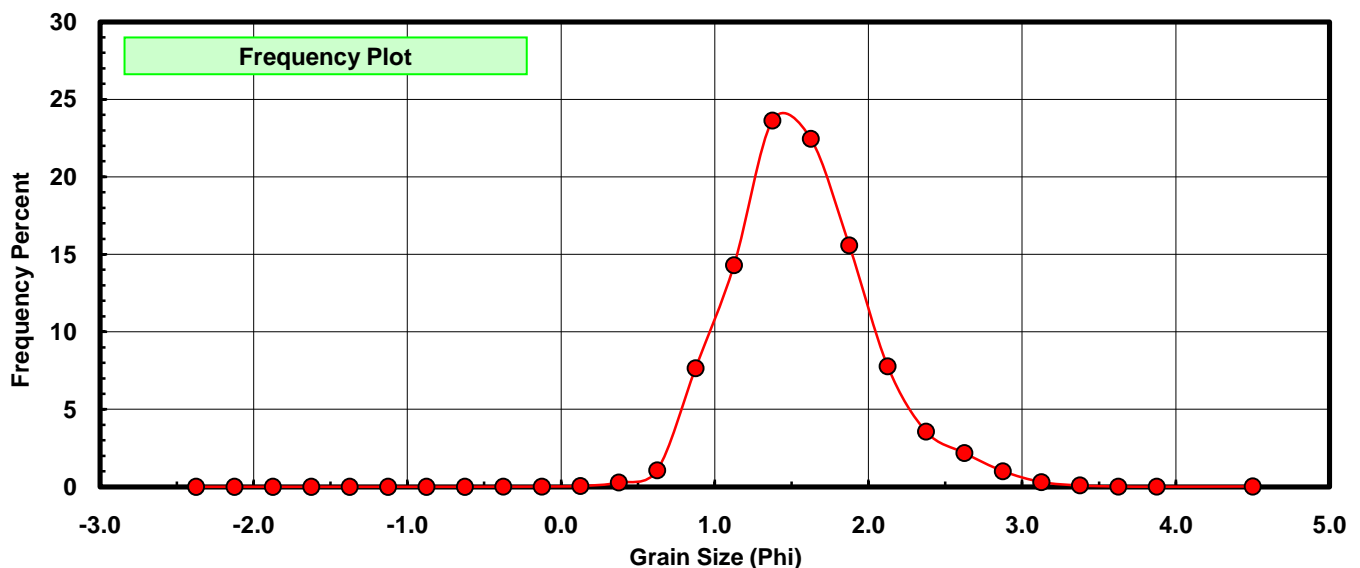
Sieve Size (phi)	Sieve Midpt (phi)	Weight (grams)	Freq Weight %	Cumulative Weight %
-2.25	-2.375	0.000	0.000	0.000
-2.00	-2.125	0.000	0.000	0.000
-1.75	-1.875	0.000	0.000	0.000
-1.50	-1.625	0.000	0.000	0.000
-1.25	-1.375	0.000	0.000	0.000
-1.00	-1.125	0.000	0.000	0.000
-0.75	-0.875	0.000	0.000	0.000
-0.50	-0.625	0.000	0.000	0.000
-0.25	-0.375	0.004	0.009	0.009
0.00	-0.125	0.007	0.015	0.023
0.25	0.125	0.024	0.051	0.074
0.50	0.375	0.127	0.270	0.344
0.75	0.625	0.504	1.071	1.415
1.00	0.875	3.604	7.659	9.075
1.25	1.125	6.728	14.298	23.373
1.50	1.375	11.121	23.635	47.008
1.75	1.625	10.564	22.451	69.458
2.00	1.875	7.327	15.571	85.030
2.25	2.125	3.659	7.776	92.806
2.50	2.375	1.677	3.564	96.370
2.75	2.625	1.026	2.180	98.551
3.00	2.875	0.476	1.012	99.562
3.25	3.125	0.145	0.308	99.870
3.50	3.375	0.040	0.085	99.955
3.75	3.625	0.009	0.019	99.974
4.00	3.875	0.002	0.004	99.979
5.00	4.500	0.010	0.021	100.000

Statistical Results			
Mean:	1.5679	phi	(0.3373 mm)
Standard Dev:	0.4591	phi-units	(0.7274 mm)
Skewness:	0.5622	dimensionless	
Kurtosis:	3.9167	dimensionless	
5th Moment:	7.4030	dimensionless	
6th Moment:	39.2928	dimensionless	
RARD *	0.2928	dimensionless	
Median	1.4083	phi	(0.3767 mm)

* RARD = reciprocal absolute relative dispersion (see below)

Statistical Explanation	
Calculations based on the Method of Moments	
Skewness: 3rd Stand. Moment; Exact Gaussian = 0.0	
Kurtosis: 4th Stand. Moment; Exact Gaussian = 3.0	
For Further Explanation, See Basille et al. 2002	
Millimeter data calculated by $mm = 2^{(-\phi)}$	

Reciprocal Absolute Relative Dispersion (RARD) Scale	
< 0.5	Excellent homogeneity (e.g., beaches)
0.5 to 1.0	Good homogeneity
1.0 to 1.33	Fair homogeneity
> 1.33	Poor homogeneity (e.g., glacial)



BV-23-BB

