

Onshore Grab Sample

Sample: BV-22-BB
Sample Taken By: D. Phelps
Sample Collected On: 3/18/09
Splits? N/A

County: Brevard
Latitude: 28° 32' 08.3"
Longitude: 80° 33' 46.5"
Datum: WGS 84
Surf. Elev: N/A
Datum: N/A

Fine Data Summary

Total Sample Weight 61.154 grams
Total Fines in Sample 0.110 grams
Total Percent Fines 0.18 %

Dry Sieving Summary

Total Sample Weight 61.004 grams
Total Digested Weight 50.295 grams
Total Carbonate Weight 10.709 grams
Total Silica % 82.45 %
Total Carbonate % 17.55 %
Carbonate/Silica Ratio 0.213

General Comments:

None

Description

Worked By: M. Ladle

Pre-Digestion Grain Size Distribution

Onshore Grab Sample

Sample: BV-22-BB

Total Sample Mass: 61.004 grams

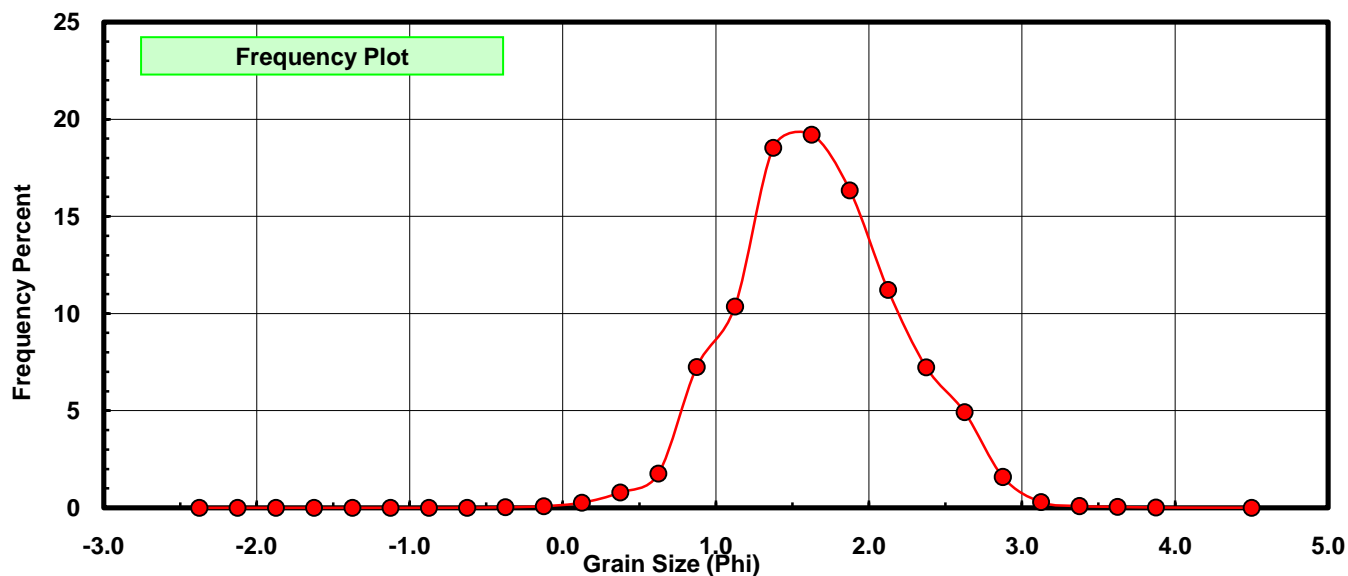
Sieve Size (phi)	Sieve Midpt (phi)	Weight (grams)	Freq Weight %	Cumulative Weight %
-2.25	-2.375	0.000	0.000	0.000
-2.00	-2.125	0.000	0.000	0.000
-1.75	-1.875	0.000	0.000	0.000
-1.50	-1.625	0.000	0.000	0.000
-1.25	-1.375	0.000	0.000	0.000
-1.00	-1.125	0.000	0.000	0.000
-0.75	-0.875	0.000	0.000	0.000
-0.50	-0.625	0.004	0.007	0.007
-0.25	-0.375	0.017	0.028	0.034
0.00	-0.125	0.051	0.084	0.118
0.25	0.125	0.160	0.262	0.380
0.50	0.375	0.481	0.788	1.169
0.75	0.625	1.071	1.756	2.924
1.00	0.875	4.421	7.247	10.171
1.25	1.125	6.321	10.362	20.533
1.50	1.375	11.299	18.522	39.055
1.75	1.625	11.718	19.209	58.263
2.00	1.875	9.970	16.343	74.607
2.25	2.125	6.838	11.209	85.816
2.50	2.375	4.407	7.224	93.040
2.75	2.625	3.001	4.919	97.959
3.00	2.875	0.969	1.588	99.548
3.25	3.125	0.179	0.293	99.841
3.50	3.375	0.055	0.090	99.931
3.75	3.625	0.029	0.048	99.979
4.00	3.875	0.010	0.016	99.995
5.00	4.50	0.003	0.005	100.000

Statistical Results			
Mean:	1.6666	phi	(0.315 mm)
Standard Dev:	0.5351	phi-units	(0.6901 mm)
Skewness:	0.1189	dimensionless	
Kurtosis:	3.0400	dimensionless	
5th Moment:	0.6901	dimensionless	
6th Moment:	16.9599	dimensionless	
RARD *	0.3211	dimensionless	
Median	1.5175	phi	(0.3493 mm)

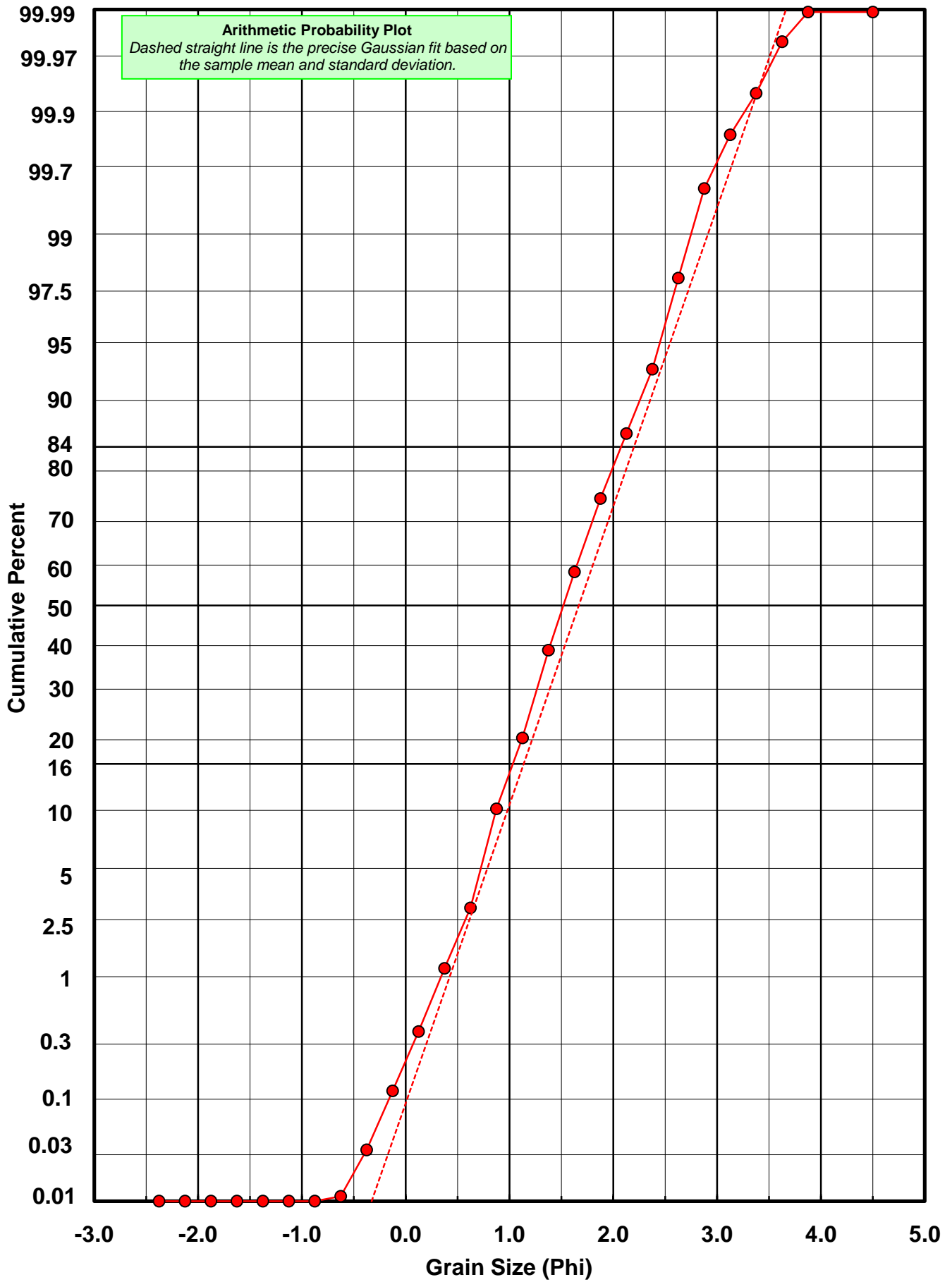
* RARD = reciprocal absolute relative dispersion (see below)

Statistical Explanation
Calculations based on the Method of Moments
Skewness: 3rd Stand. Moment; Exact Gaussian = 0.0
Kurtosis: 4th Stand. Moment; Exact Gaussian = 3.0
For Further Explanation, See Basille et al. 2002
Millimeter data calculated by $mm = 2^{(-\phi)}$

Reciprocal Absolute Relative Dispersion (RARD) Scale	
< 0.5	Excellent homogeneity (e.g., beaches)
0.5 to 1.0	Good homogeneity
1.0 to 1.33	Fair homogeneity
> 1.33	Poor homogeneity (e.g., glacial)



BV-22-BB



Carbonate Grain Size Distribution

Onshore Grab Sample

Sample: BV-22-BB

Total Carbonate Mass: 10.714 grams

% Carbonate: 17.6 %

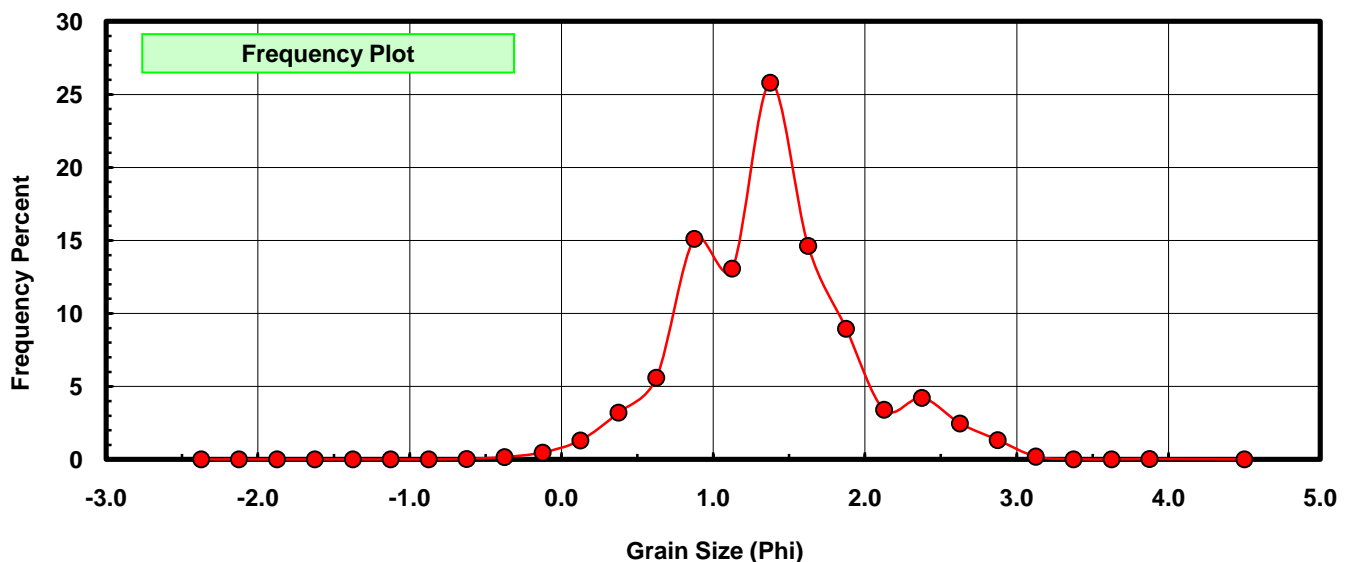
Sieve Size (phi)	Sieve Midpt (phi)	Weight (grams)	Freq Weight %	Cumulative Weight %
-2.25	-2.375	0.000	0.000	0.000
-2.00	-2.125	0.000	0.000	0.000
-1.75	-1.875	0.000	0.000	0.000
-1.50	-1.625	0.000	0.000	0.000
-1.25	-1.375	0.000	0.000	0.000
-1.00	-1.125	0.000	0.000	0.000
-0.75	-0.875	0.000	0.000	0.000
-0.50	-0.625	0.004	0.037	0.037
-0.25	-0.375	0.017	0.159	0.196
0.00	-0.125	0.051	0.476	0.672
0.25	0.125	0.140	1.307	1.979
0.50	0.375	0.343	3.201	5.180
0.75	0.625	0.599	5.591	10.771
1.00	0.875	1.619	15.111	25.882
1.25	1.125	1.400	13.067	38.949
1.50	1.375	2.764	25.798	64.747
1.75	1.625	1.567	14.626	79.373
2.00	1.875	0.960	8.960	88.333
2.25	2.125	0.365	3.407	91.740
2.50	2.375	0.452	4.219	95.959
2.75	2.625	0.265	2.473	98.432
3.00	2.875	0.142	1.325	99.757
3.25	3.125	0.021	0.196	99.953
3.50	3.375	0.002	0.019	99.972
3.75	3.625	0.000	0.000	99.972
4.00	3.875	0.003	0.028	100.000
5.00	4.500	0.000	0.000	100.000

Statistical Results			
Mean:	1.3702	phi	(0.3868 mm)
Standard Dev:	0.5910	phi-units	(0.6639 mm)
Skewness:	0.2905	dimensionless	
Kurtosis:	3.2215	dimensionless	
5th Moment:	2.1280	dimensionless	
6th Moment:	16.9045	dimensionless	
RARD *	0.4313	dimensionless	
Median	1.2321	phi	(0.4257 mm)

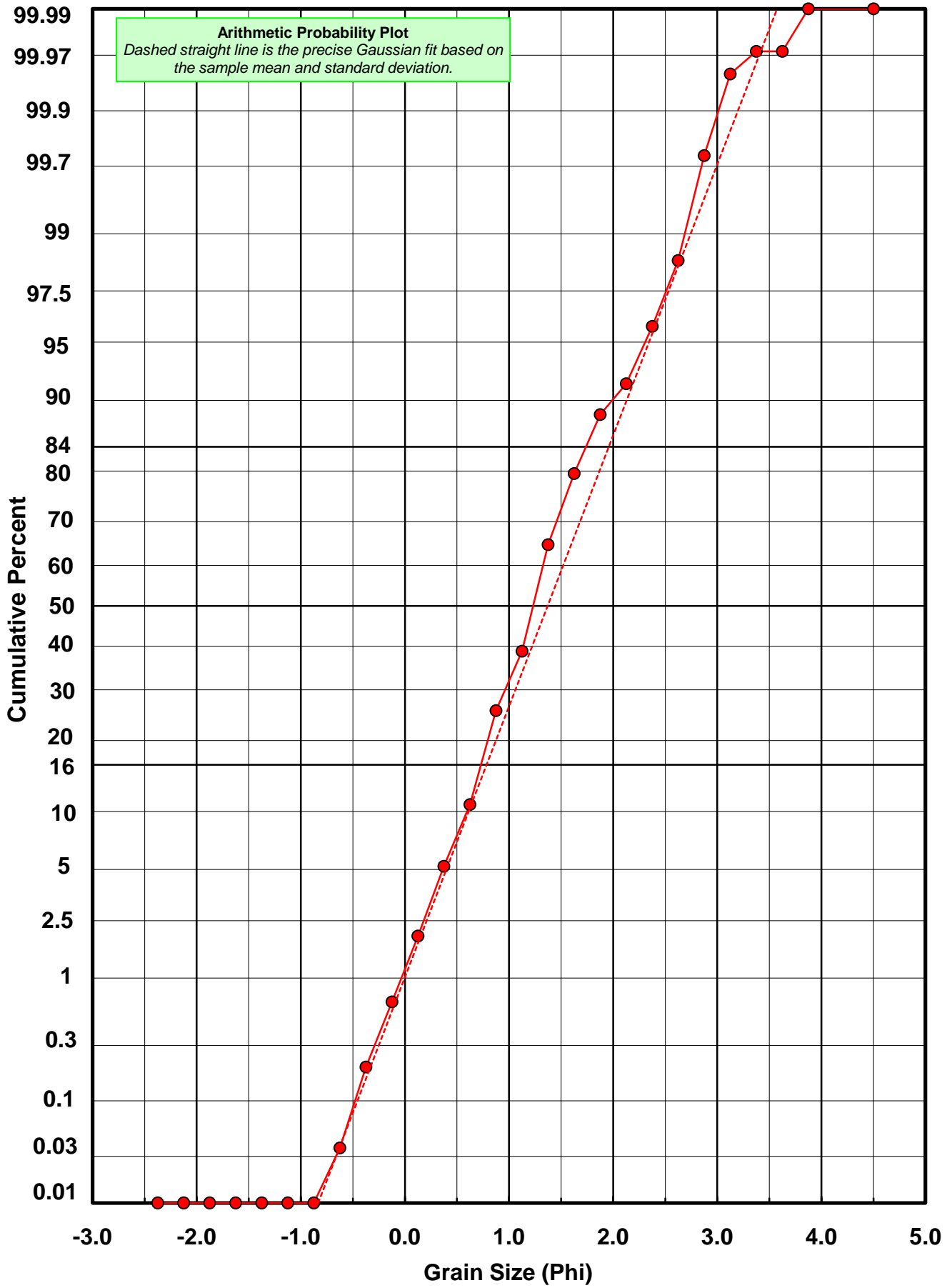
* RARD = reciprocal absolute relative dispersion (see below)

Statistical Explanation	
Calculations based on the Method of Moments	
Skewness: 3rd Stand. Moment; Exact Gaussian = 0.0	
Kurtosis: 4th Stand. Moment; Exact Gaussian = 3.0	
For Further Explanation, See Basille et al. 2002	
Millimeter data calculated by $mm = 2^{(-phi)}$	

Reciprocal Absolute Relative Dispersion (RARD) Scale	
< 0.5	Excellent homogeneity (e.g., beaches)
0.5 to 1.0	Good homogeneity
1.0 to 1.33	Fair homogeneity
> 1.33	Poor homogeneity (e.g., glacial)



BV-22-BB



Post-Digestion Grain Size Distribution

Onshore Grab Sample

Sample: BV-22-BB

Total Digested Mass: 50.295 grams

% Silica: 82.4 %

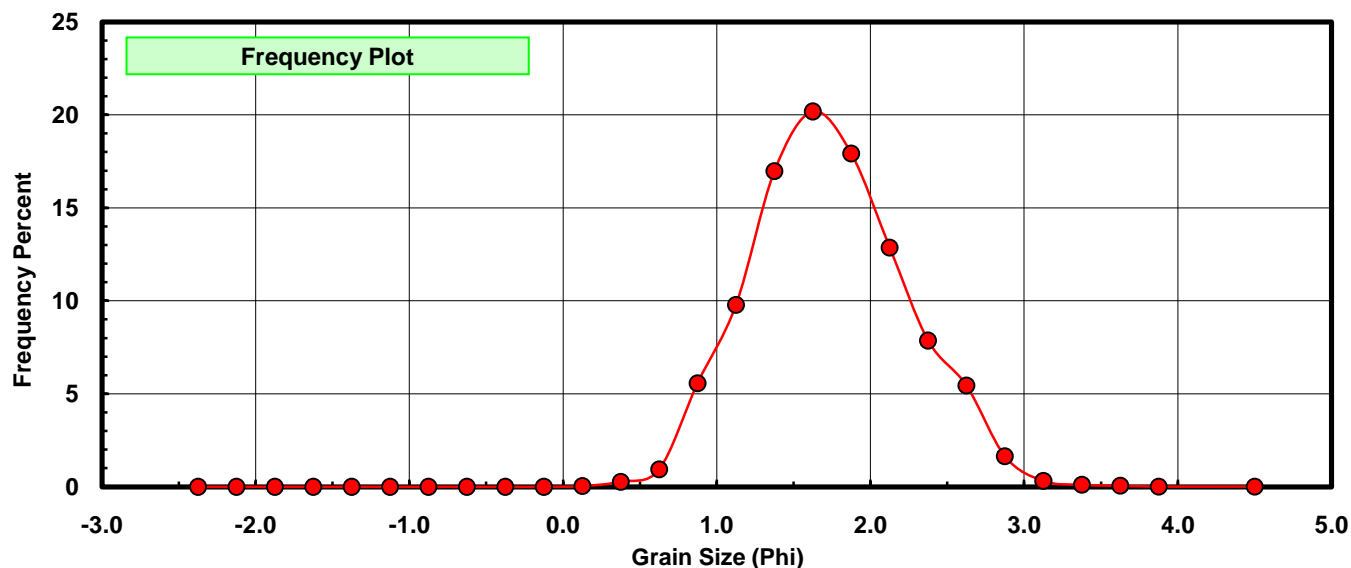
Sieve Size (phi)	Sieve Midpt (phi)	Weight (grams)	Freq Weight %	Cumulative Weight %
-2.25	-2.375	0.000	0.000	0.000
-2.00	-2.125	0.000	0.000	0.000
-1.75	-1.875	0.000	0.000	0.000
-1.50	-1.625	0.000	0.000	0.000
-1.25	-1.375	0.000	0.000	0.000
-1.00	-1.125	0.000	0.000	0.000
-0.75	-0.875	0.000	0.000	0.000
-0.50	-0.625	0.000	0.000	0.000
-0.25	-0.375	0.000	0.000	0.000
0.00	-0.125	0.000	0.000	0.000
0.25	0.125	0.020	0.040	0.040
0.50	0.375	0.138	0.274	0.314
0.75	0.625	0.472	0.938	1.253
1.00	0.875	2.802	5.571	6.824
1.25	1.125	4.921	9.784	16.608
1.50	1.375	8.535	16.970	33.578
1.75	1.625	10.151	20.183	53.761
2.00	1.875	9.010	17.914	71.675
2.25	2.125	6.473	12.870	84.545
2.50	2.375	3.955	7.864	92.409
2.75	2.625	2.736	5.440	97.849
3.00	2.875	0.827	1.644	99.493
3.25	3.125	0.158	0.314	99.807
3.50	3.375	0.053	0.105	99.913
3.75	3.625	0.029	0.058	99.970
4.00	3.875	0.007	0.014	99.984
5.00	4.500	0.008	0.016	100.000

Statistical Results			
Mean:	1.7300	phi	(0.3015 mm)
Standard Dev:	0.5073	phi-units	(0.7035 mm)
Skewness:	0.2321	dimensionless	
Kurtosis:	2.9391	dimensionless	
5th Moment:	2.5103	dimensionless	
6th Moment:	17.6574	dimensionless	
RARD *	0.2933	dimensionless	
Median	1.5784	phi	(0.3348 mm)

* RARD = reciprocal absolute relative dispersion (see below)

Statistical Explanation	
Calculations based on the Method of Moments	
Skewness: 3rd Stand. Moment; Exact Gaussian = 0.0	
Kurtosis: 4th Stand. Moment; Exact Gaussian = 3.0	
For Further Explanation, See Basille et al. 2002	
Millimeter data calculated by $mm = 2^{(-\phi)}$	

Reciprocal Absolute Relative Dispersion (RARD) Scale	
< 0.5	Excellent homogeneity (e.g., beaches)
0.5 to 1.0	Good homogeneity
1.0 to 1.33	Fair homogeneity
> 1.33	Poor homogeneity (e.g., glacial)



BV-22-BB

