

## **Onshore Grab Sample**

**Sample:** BV-19-BB  
**Sample Taken By:** D. Phelps  
**Sample Collected On:** 3/17/09  
**Splits?** N/A

**County:** Brevard  
**Latitude:** 28° 34' 36.7"  
**Longitude:** 80° 34' 19.2"  
**Datum:** WGS 84  
**Surf. Elev:** N/A  
**Datum:** N/A

### **Fine Data Summary**

Total Sample Weight 51.054 grams  
Total Fines in Sample 0.150 grams  
Total Percent Fines 0.29 %

### **Dry Sieving Summary**

Total Sample Weight 50.861 grams  
Total Digested Weight 44.641 grams  
Total Carbonate Weight 6.220 grams  
Total Silica % 87.77 %  
Total Carbonate % 12.23 %  
Carbonate/Silica Ratio 0.139

### **General Comments:**

None

### **Description**

Worked By: M. Ladle

# Pre-Digestion Grain Size Distribution

Onshore Grab Sample

Sample: BV-19-BB

Total Sample Mass: 50.861 grams

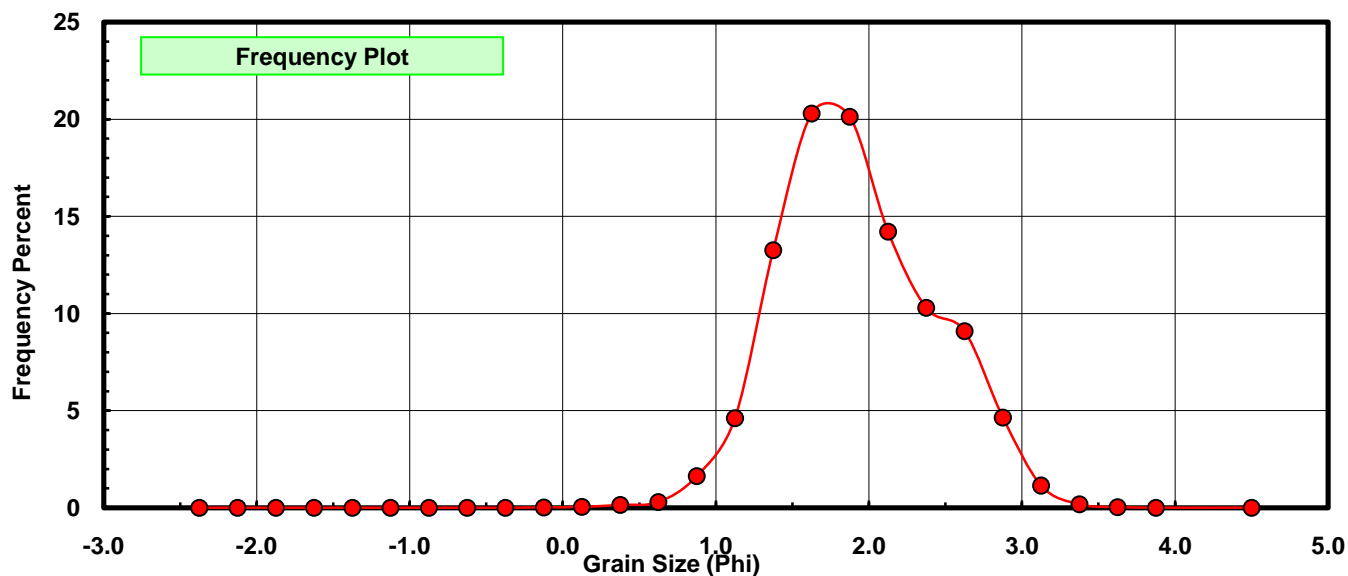
Sieve Size (phi)	Sieve Midpt (phi)	Weight (grams)	Freq Weight %	Cumulative Weight %
-2.25	-2.375	0.000	0.000	0.000
-2.00	-2.125	0.000	0.000	0.000
-1.75	-1.875	0.000	0.000	0.000
-1.50	-1.625	0.000	0.000	0.000
-1.25	-1.375	0.000	0.000	0.000
-1.00	-1.125	0.000	0.000	0.000
-0.75	-0.875	0.000	0.000	0.000
-0.50	-0.625	0.000	0.000	0.000
-0.25	-0.375	0.000	0.000	0.000
0.00	-0.125	0.009	0.018	0.018
0.25	0.125	0.023	0.045	0.063
0.50	0.375	0.073	0.144	0.206
0.75	0.625	0.149	0.293	0.499
1.00	0.875	0.825	1.622	2.121
1.25	1.125	2.343	4.607	6.728
1.50	1.375	6.743	13.258	19.986
1.75	1.625	10.319	20.289	40.274
2.00	1.875	10.239	20.131	60.406
2.25	2.125	7.229	14.213	74.619
2.50	2.375	5.231	10.285	84.904
2.75	2.625	4.621	9.086	93.990
3.00	2.875	2.363	4.646	98.635
3.25	3.125	0.582	1.144	99.780
3.50	3.375	0.091	0.179	99.959
3.75	3.625	0.017	0.033	99.992
4.00	3.875	0.002	0.004	99.996
5.00	4.50	0.002	0.004	100.000

Statistical Results			
Mean:	1.9196	phi	(0.2643 mm)
Standard Dev:	0.5064	phi-units	(0.704 mm)
Skewness:	0.2165	dimensionless	
Kurtosis:	2.7654	dimensionless	
5th Moment:	0.8151	dimensionless	
6th Moment:	13.2585	dimensionless	
RARD *	0.2638	dimensionless	
Median	1.7458	phi	(0.2982 mm)

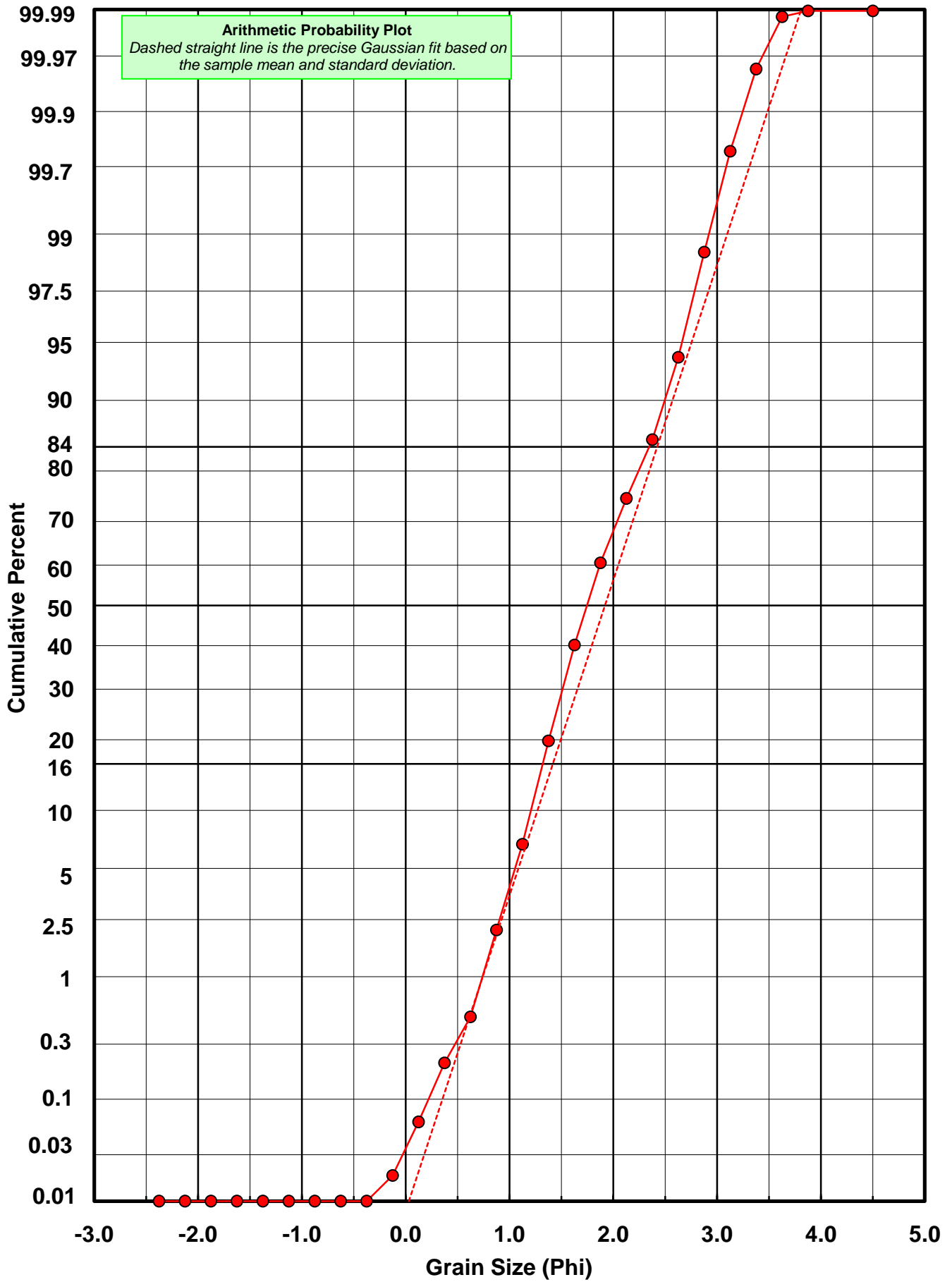
\* RARD = reciprocal absolute relative dispersion (see below)

Statistical Explanation	
Calculations based on the Method of Moments	
Skewness: 3rd Stand. Moment; Exact Gaussian = 0.0	
Kurtosis: 4th Stand. Moment; Exact Gaussian = 3.0	
For Further Explanation, See Basille et al. 2002	
Millimeter data calculated by $mm = 2^{(-\phi)}$	

Reciprocal Absolute Relative Dispersion (RARD) Scale	
< 0.5	Excellent homogeneity (e.g., beaches)
0.5 to 1.0	Good homogeneity
1.0 to 1.33	Fair homogeneity
> 1.33	Poor homogeneity (e.g., glacial)



# BV-19-BB



# Carbonate Grain Size Distribution

Onshore Grab Sample

Sample: BV-19-BB

Total Carbonate Mass: 6.223 grams

% Carbonate: 12.2 %

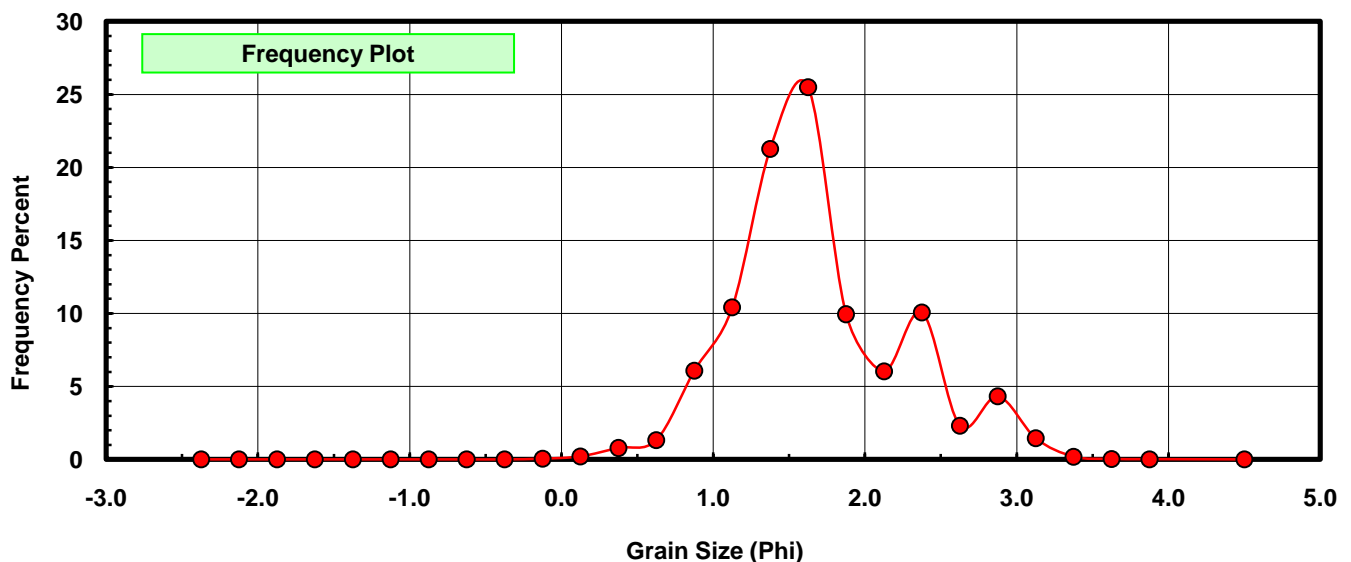
Sieve Size (phi)	Sieve Midpt (phi)	Weight (grams)	Freq Weight %	Cumulative Weight %
-2.25	-2.375	0.000	0.000	0.000
-2.00	-2.125	0.000	0.000	0.000
-1.75	-1.875	0.000	0.000	0.000
-1.50	-1.625	0.000	0.000	0.000
-1.25	-1.375	0.000	0.000	0.000
-1.00	-1.125	0.000	0.000	0.000
-0.75	-0.875	0.000	0.000	0.000
-0.50	-0.625	0.000	0.000	0.000
-0.25	-0.375	0.000	0.000	0.000
0.00	-0.125	0.003	0.048	0.048
0.25	0.125	0.013	0.209	0.257
0.50	0.375	0.049	0.787	1.045
0.75	0.625	0.083	1.334	2.378
1.00	0.875	0.378	6.074	8.453
1.25	1.125	0.648	10.413	18.865
1.50	1.375	1.323	21.260	40.125
1.75	1.625	1.587	25.502	65.628
2.00	1.875	0.619	9.947	75.574
2.25	2.125	0.375	6.026	81.601
2.50	2.375	0.627	10.076	91.676
2.75	2.625	0.144	2.314	93.990
3.00	2.875	0.269	4.323	98.313
3.25	3.125	0.090	1.446	99.759
3.50	3.375	0.012	0.193	99.952
3.75	3.625	0.002	0.032	99.984
4.00	3.875	0.001	0.016	100.000
5.00	4.500	0.000	0.000	100.000

Statistical Results			
Mean:	1.6809	phi	(0.3119 mm)
Standard Dev:	0.5580	phi-units	(0.6792 mm)
Skewness:	0.5181	dimensionless	
Kurtosis:	3.2339	dimensionless	
5th Moment:	3.1794	dimensionless	
6th Moment:	16.2082	dimensionless	
RARD *	0.3320	dimensionless	
Median	1.4718	phi	(0.3605 mm)

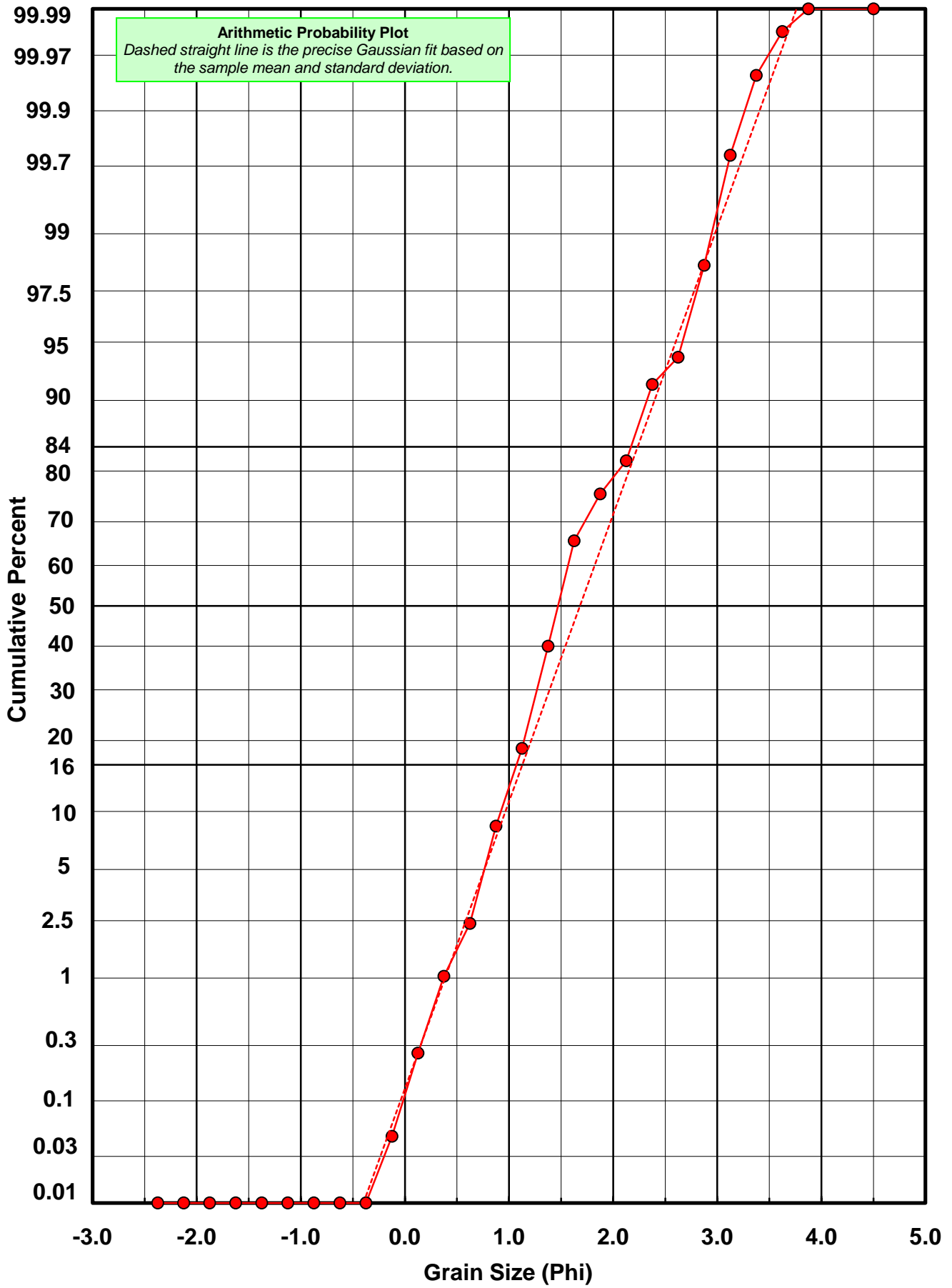
\* RARD = reciprocal absolute relative dispersion (see below)

Statistical Explanation	
Calculations based on the Method of Moments	
Skewness: 3rd Stand. Moment; Exact Gaussian = 0.0	
Kurtosis: 4th Stand. Moment; Exact Gaussian = 3.0	
For Further Explanation, See Basille et al. 2002	
Millimeter data calculated by $mm = 2^{(-\phi)}$	

Reciprocal Absolute Relative Dispersion (RARD) Scale	
< 0.5	Excellent homogeneity (e.g., beaches)
0.5 to 1.0	Good homogeneity
1.0 to 1.33	Fair homogeneity
> 1.33	Poor homogeneity (e.g., glacial)



# BV-19-BB



# Post-Digestion Grain Size Distribution

Onshore Grab Sample

Sample: BV-19-BB

Total Digested Mass: 44.641 grams

% Silica: 87.8 %

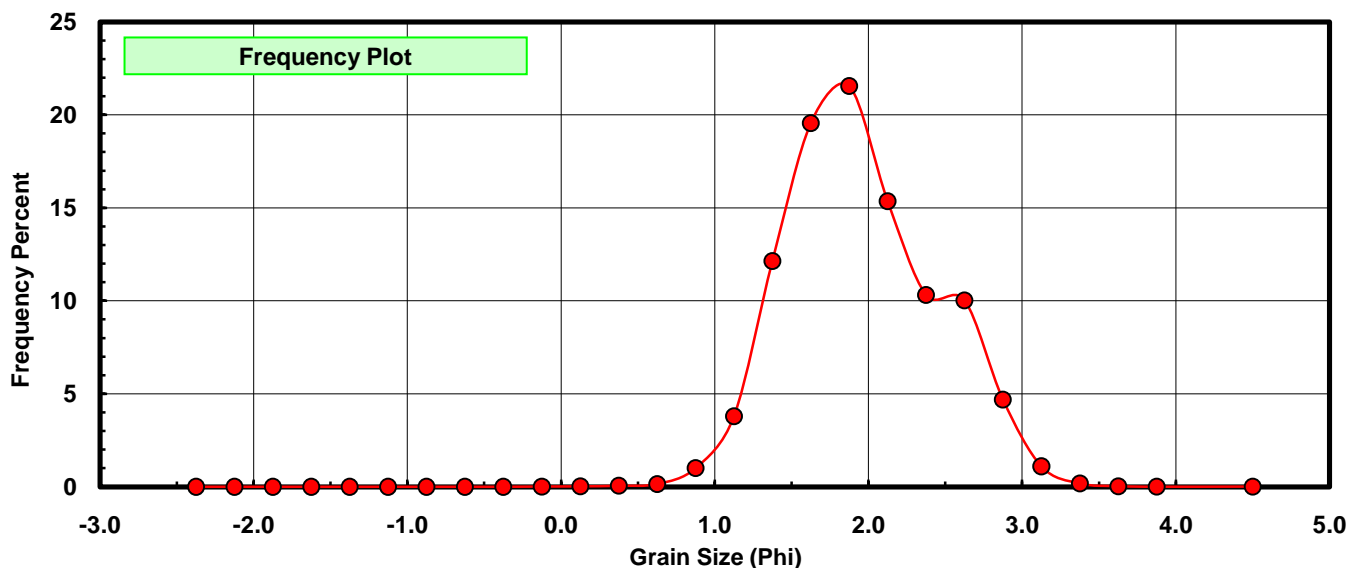
Sieve Size (phi)	Sieve Midpt (phi)	Weight (grams)	Freq Weight %	Cumulative Weight %
-2.25	-2.375	0.000	0.000	0.000
-2.00	-2.125	0.000	0.000	0.000
-1.75	-1.875	0.000	0.000	0.000
-1.50	-1.625	0.000	0.000	0.000
-1.25	-1.375	0.000	0.000	0.000
-1.00	-1.125	0.000	0.000	0.000
-0.75	-0.875	0.000	0.000	0.000
-0.50	-0.625	0.000	0.000	0.000
-0.25	-0.375	0.000	0.000	0.000
0.00	-0.125	0.006	0.013	0.013
0.25	0.125	0.010	0.022	0.036
0.50	0.375	0.024	0.054	0.090
0.75	0.625	0.066	0.148	0.237
1.00	0.875	0.447	1.001	1.239
1.25	1.125	1.695	3.797	5.036
1.50	1.375	5.420	12.141	17.177
1.75	1.625	8.732	19.560	36.738
2.00	1.875	9.620	21.550	58.287
2.25	2.125	6.854	15.354	73.641
2.50	2.375	4.604	10.313	83.954
2.75	2.625	4.477	10.029	93.983
3.00	2.875	2.094	4.691	98.674
3.25	3.125	0.492	1.102	99.776
3.50	3.375	0.079	0.177	99.953
3.75	3.625	0.015	0.034	99.987
4.00	3.875	0.001	0.002	99.989
5.00	4.500	0.005	0.011	100.000

Statistical Results			
Mean:	1.9530	phi	(0.2583 mm)
Standard Dev:	0.4897	phi-units	(0.7122 mm)
Skewness:	0.2564	dimensionless	
Kurtosis:	2.7323	dimensionless	
5th Moment:	1.4154	dimensionless	
6th Moment:	14.0394	dimensionless	
RARD *	0.2507	dimensionless	
Median	1.7789	phi	(0.2914 mm)

\* RARD = reciprocal absolute relative dispersion (see below)

Statistical Explanation	
Calculations based on the Method of Moments	
Skewness: 3rd Stand. Moment; Exact Gaussian = 0.0	
Kurtosis: 4th Stand. Moment; Exact Gaussian = 3.0	
For Further Explanation, See Basille et al. 2002	
Millimeter data calculated by $mm = 2^{-(\phi)}$	

Reciprocal Absolute Relative Dispersion (RARD) Scale	
< 0.5	Excellent homogeneity (e.g., beaches)
0.5 to 1.0	Good homogeneity
1.0 to 1.33	Fair homogeneity
> 1.33	Poor homogeneity (e.g., glacial)



# BV-19-BB

