

Onshore Grab Sample

Sample: BV-17-BB
Sample Taken By: D. Phelps
Sample Collected On: 3/17/09
Splits? N/A

County: Brevard
Latitude: 28° 36' 0.6"
Longitude: 80° 35' 14.4"
Datum: WGS 84
Surf. Elev: N/A
Datum: N/A

Fine Data Summary

Total Sample Weight 59.297 grams
Total Fines in Sample 0.407 grams
Total Percent Fines 0.68 %

Dry Sieving Summary

Total Sample Weight 58.862 grams
Total Digested Weight 51.032 grams
Total Carbonate Weight 7.830 grams
Total Silica % 86.70 %
Total Carbonate % 13.30 %
Carbonate/Silica Ratio 0.153

General Comments:

None

Description

Worked By: M. Ladle

Pre-Digestion Grain Size Distribution

Onshore Grab Sample

Sample: BV-17-BB

Total Sample Mass: 58.862 grams

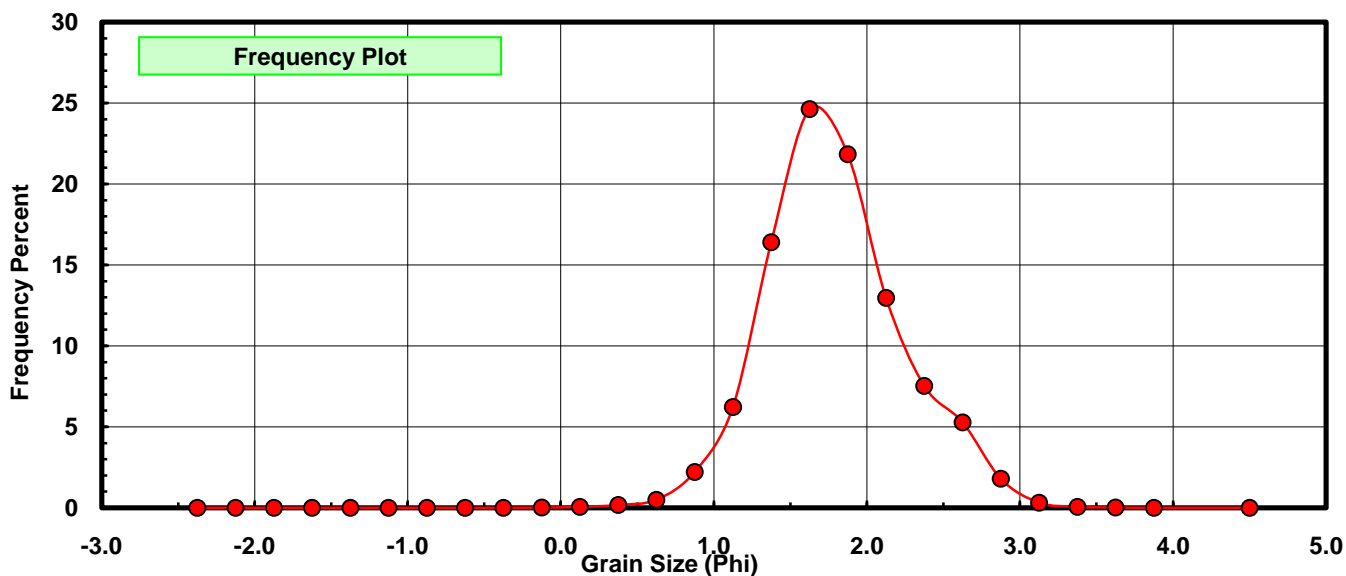
Sieve Size (phi)	Sieve Midpt (phi)	Weight (grams)	Freq Weight %	Cumulative Weight %
-2.25	-2.375	0.000	0.000	0.000
-2.00	-2.125	0.000	0.000	0.000
-1.75	-1.875	0.000	0.000	0.000
-1.50	-1.625	0.000	0.000	0.000
-1.25	-1.375	0.000	0.000	0.000
-1.00	-1.125	0.000	0.000	0.000
-0.75	-0.875	0.000	0.000	0.000
-0.50	-0.625	0.000	0.000	0.000
-0.25	-0.375	0.000	0.000	0.000
0.00	-0.125	0.010	0.017	0.017
0.25	0.125	0.029	0.049	0.066
0.50	0.375	0.103	0.175	0.241
0.75	0.625	0.293	0.498	0.739
1.00	0.875	1.305	2.217	2.956
1.25	1.125	3.665	6.226	9.182
1.50	1.375	9.657	16.406	25.589
1.75	1.625	14.493	24.622	50.211
2.00	1.875	12.850	21.831	72.041
2.25	2.125	7.630	12.963	85.004
2.50	2.375	4.427	7.521	92.525
2.75	2.625	3.109	5.282	97.807
3.00	2.875	1.054	1.791	99.597
3.25	3.125	0.189	0.321	99.918
3.50	3.375	0.036	0.061	99.980
3.75	3.625	0.010	0.017	99.997
4.00	3.875	0.001	0.002	99.998
5.00	4.50	0.001	0.002	100.000

Statistical Results			
Mean:	1.7853	phi	(0.2901 mm)
Standard Dev:	0.4523	phi-units	(0.7309 mm)
Skewness:	0.2605	dimensionless	
Kurtosis:	3.2481	dimensionless	
5th Moment:	1.5021	dimensionless	
6th Moment:	18.7953	dimensionless	
RARD *	0.2533	dimensionless	
Median	1.6229	phi	(0.3247 mm)

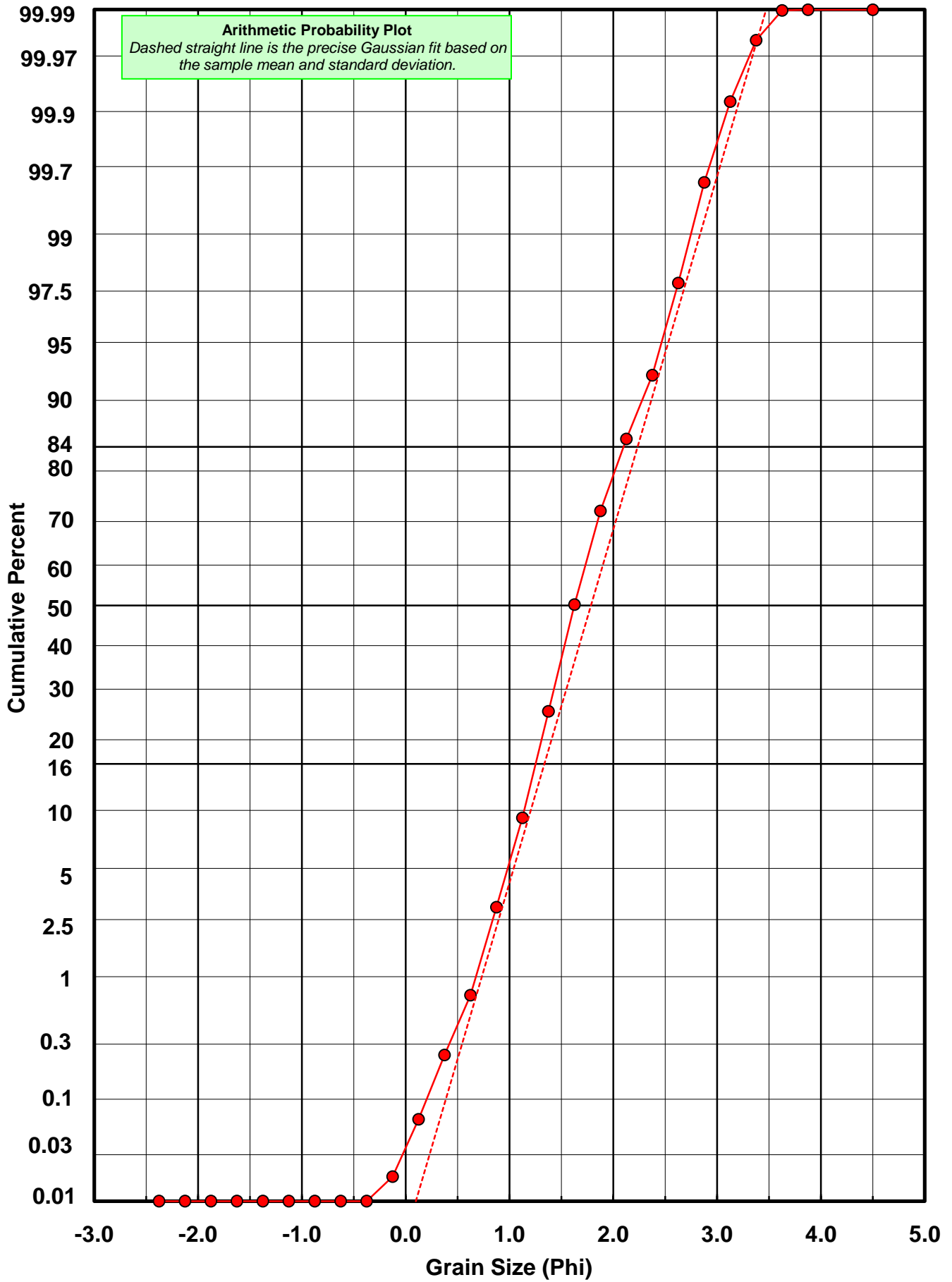
* RARD = reciprocal absolute relative dispersion (see below)

Statistical Explanation	
Calculations based on the Method of Moments	
Skewness: 3rd Stand. Moment; Exact Gaussian = 0.0	
Kurtosis: 4th Stand. Moment; Exact Gaussian = 3.0	
For Further Explanation, See Basille et al. 2002	
Millimeter data calculated by $mm = 2^{(-\phi)}$	

Reciprocal Absolute Relative Dispersion (RARD) Scale	
< 0.5	Excellent homogeneity (e.g., beaches)
0.5 to 1.0	Good homogeneity
1.0 to 1.33	Fair homogeneity
> 1.33	Poor homogeneity (e.g., glacial)



BV-17-BB



Carbonate Grain Size Distribution

Onshore Grab Sample

Sample: BV-17-BB

Total Carbonate Mass: 7.837 grams

% Carbonate: 13.3 %

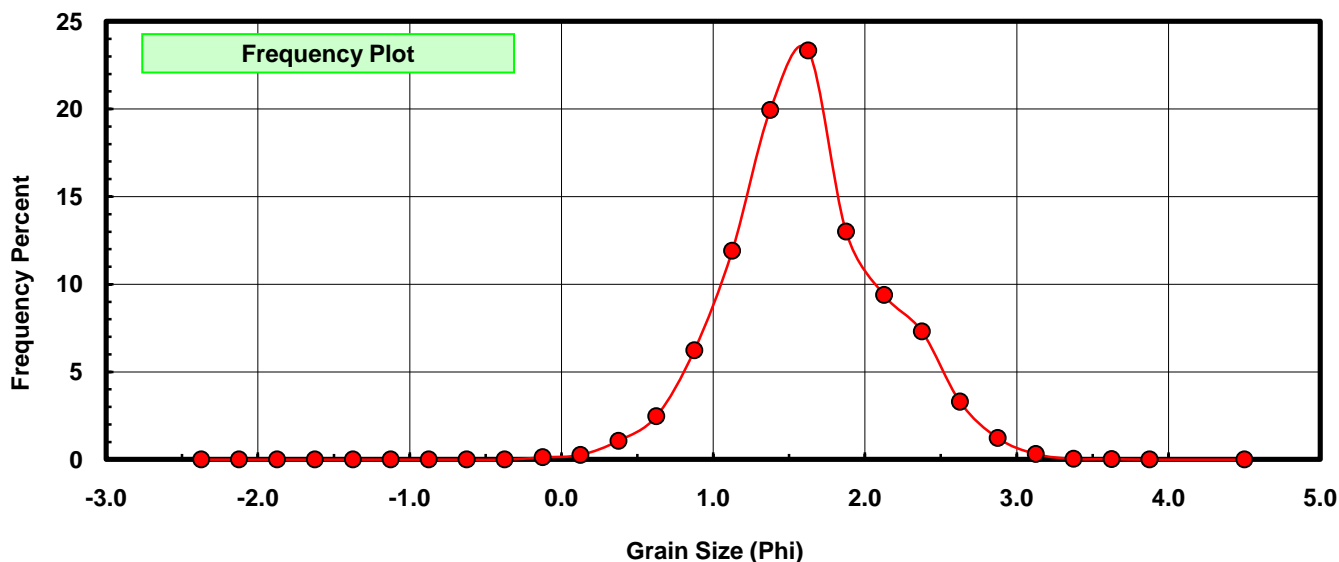
Sieve Size (phi)	Sieve Midpt (phi)	Weight (grams)	Freq Weight %	Cumulative Weight %
-2.25	-2.375	0.000	0.000	0.000
-2.00	-2.125	0.000	0.000	0.000
-1.75	-1.875	0.000	0.000	0.000
-1.50	-1.625	0.000	0.000	0.000
-1.25	-1.375	0.000	0.000	0.000
-1.00	-1.125	0.000	0.000	0.000
-0.75	-0.875	0.000	0.000	0.000
-0.50	-0.625	0.000	0.000	0.000
-0.25	-0.375	0.000	0.000	0.000
0.00	-0.125	0.010	0.128	0.128
0.25	0.125	0.021	0.268	0.396
0.50	0.375	0.084	1.072	1.467
0.75	0.625	0.194	2.475	3.943
1.00	0.875	0.489	6.240	10.182
1.25	1.125	0.934	11.918	22.100
1.50	1.375	1.563	19.944	42.044
1.75	1.625	1.829	23.338	65.382
2.00	1.875	1.019	13.002	78.385
2.25	2.125	0.736	9.391	87.776
2.50	2.375	0.573	7.311	95.087
2.75	2.625	0.259	3.305	98.392
3.00	2.875	0.096	1.225	99.617
3.25	3.125	0.025	0.319	99.936
3.50	3.375	0.003	0.038	99.974
3.75	3.625	0.002	0.026	100.000
4.00	3.875	0.000	0.000	100.000
5.00	4.500	0.000	0.000	100.000

Statistical Results			
Mean:	1.6130	phi	(0.3269 mm)
Standard Dev:	0.5490	phi-units	(0.6835 mm)
Skewness:	0.1388	dimensionless	
Kurtosis:	2.7943	dimensionless	
5th Moment:	0.5821	dimensionless	
6th Moment:	12.7743	dimensionless	
RARD *	0.3404	dimensionless	
Median	1.4602	phi	(0.3634 mm)

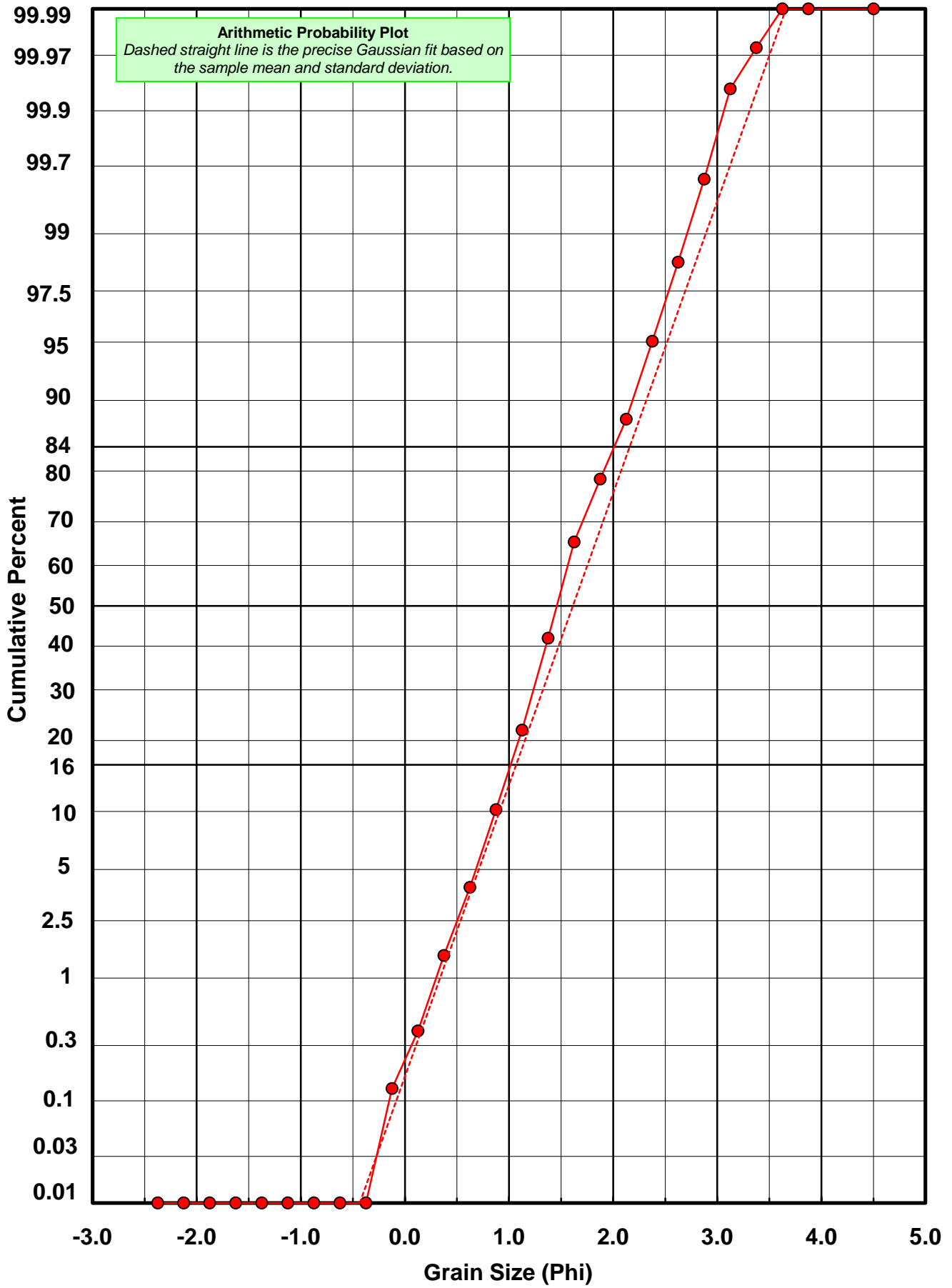
* RARD = reciprocal absolute relative dispersion (see below)

Statistical Explanation	
Calculations based on the Method of Moments	
Skewness: 3rd Stand. Moment; Exact Gaussian = 0.0	
Kurtosis: 4th Stand. Moment; Exact Gaussian = 3.0	
For Further Explanation, See Basille et al. 2002	
Millimeter data calculated by $mm = 2^{(-\phi)}$	

Reciprocal Absolute Relative Dispersion (RARD) Scale	
< 0.5	Excellent homogeneity (e.g., beaches)
0.5 to 1.0	Good homogeneity
1.0 to 1.33	Fair homogeneity
> 1.33	Poor homogeneity (e.g., glacial)



BV-17-BB



Post-Digestion Grain Size Distribution

Onshore Grab Sample

Sample: BV-17-BB

Total Digested Mass: 51.032 grams

% Silica: 86.7 %

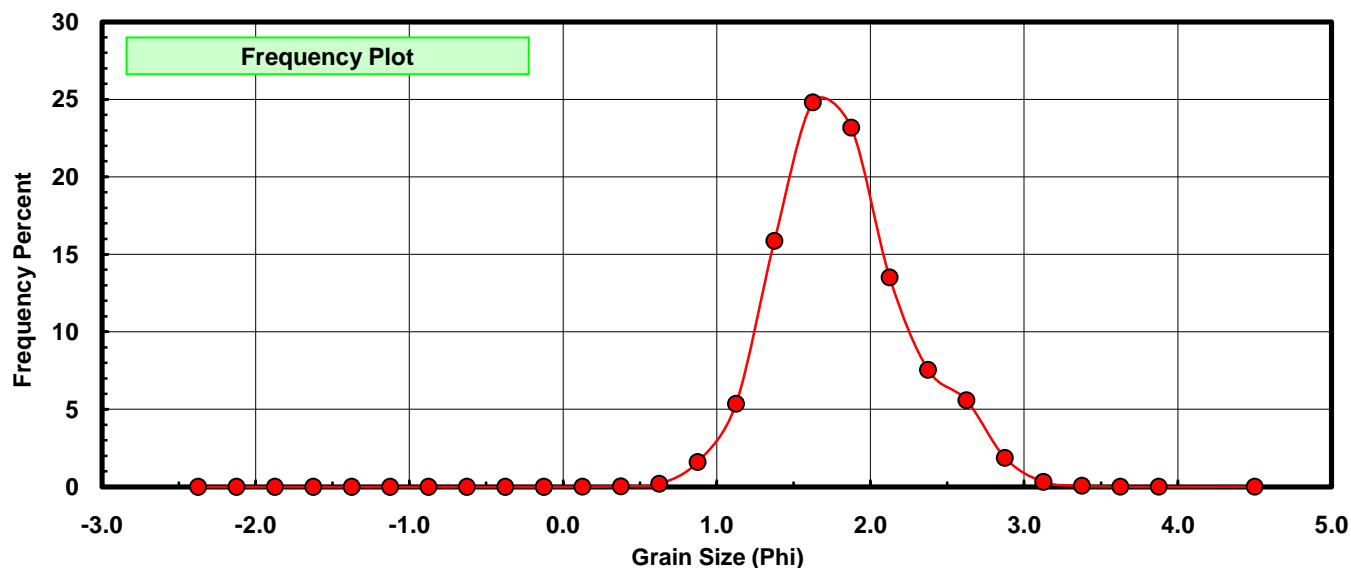
Sieve Size (phi)	Sieve Midpt (phi)	Weight (grams)	Freq Weight %	Cumulative Weight %
-2.25	-2.375	0.000	0.000	0.000
-2.00	-2.125	0.000	0.000	0.000
-1.75	-1.875	0.000	0.000	0.000
-1.50	-1.625	0.000	0.000	0.000
-1.25	-1.375	0.000	0.000	0.000
-1.00	-1.125	0.000	0.000	0.000
-0.75	-0.875	0.000	0.000	0.000
-0.50	-0.625	0.000	0.000	0.000
-0.25	-0.375	0.000	0.000	0.000
0.00	-0.125	0.000	0.000	0.000
0.25	0.125	0.008	0.016	0.016
0.50	0.375	0.019	0.037	0.053
0.75	0.625	0.099	0.194	0.247
1.00	0.875	0.816	1.599	1.846
1.25	1.125	2.731	5.352	7.197
1.50	1.375	8.094	15.861	23.058
1.75	1.625	12.664	24.816	47.874
2.00	1.875	11.831	23.183	71.057
2.25	2.125	6.894	13.509	84.567
2.50	2.375	3.854	7.552	92.119
2.75	2.625	2.850	5.585	97.703
3.00	2.875	0.958	1.877	99.581
3.25	3.125	0.164	0.321	99.902
3.50	3.375	0.033	0.065	99.967
3.75	3.625	0.008	0.016	99.982
4.00	3.875	0.002	0.004	99.986
5.00	4.500	0.007	0.014	100.000

Statistical Results			
Mean:	1.8122	phi	(0.2848 mm)
Standard Dev:	0.4370	phi-units	(0.7387 mm)
Skewness:	0.4078	dimensionless	
Kurtosis:	3.2795	dimensionless	
5th Moment:	3.9002	dimensionless	
6th Moment:	23.6961	dimensionless	
RARD *	0.2411	dimensionless	
Median	1.6479	phi	(0.3191 mm)

* RARD = reciprocal absolute relative dispersion (see below)

Statistical Explanation	
Calculations based on the Method of Moments	
Skewness: 3rd Stand. Moment; Exact Gaussian = 0.0	
Kurtosis: 4th Stand. Moment; Exact Gaussian = 3.0	
For Further Explanation, See Basille et al. 2002	
Millimeter data calculated by $mm = 2^{(-\phi)}$	

Reciprocal Absolute Relative Dispersion (RARD) Scale	
< 0.5	Excellent homogeneity (e.g., beaches)
0.5 to 1.0	Good homogeneity
1.0 to 1.33	Fair homogeneity
> 1.33	Poor homogeneity (e.g., glacial)



BV-17-BB

