

**Onshore Grab Sample**

**Sample:** BV-16-BB  
**Sample Taken By:** D. Phelps  
**Sample Collected On:** 3/17/09  
**Splits?** N/A

**County:** Brevard  
**Latitude:** 28° 36' 38.9"  
**Longitude:** 80° 35' 48.6"  
**Datum:** WGS 84  
**Surf. Elev:** N/A  
**Datum:** N/A

**Fine Data Summary**

Total Sample Weight 60.049 grams  
Total Fines in Sample 0.078 grams  
Total Percent Fines 0.13 %

**Dry Sieving Summary**

Total Sample Weight 59.957 grams  
Total Digested Weight 48.772 grams  
Total Carbonate Weight 11.185 grams  
Total Silica % 81.34 %  
Total Carbonate % 18.66 %  
Carbonate/Silica Ratio 0.229

**General Comments:**

None

**Description**

Worked By: M. Ladle

# Pre-Digestion Grain Size Distribution

Onshore Grab Sample

Sample: BV-16-BB

Total Sample Mass: 59.957 grams

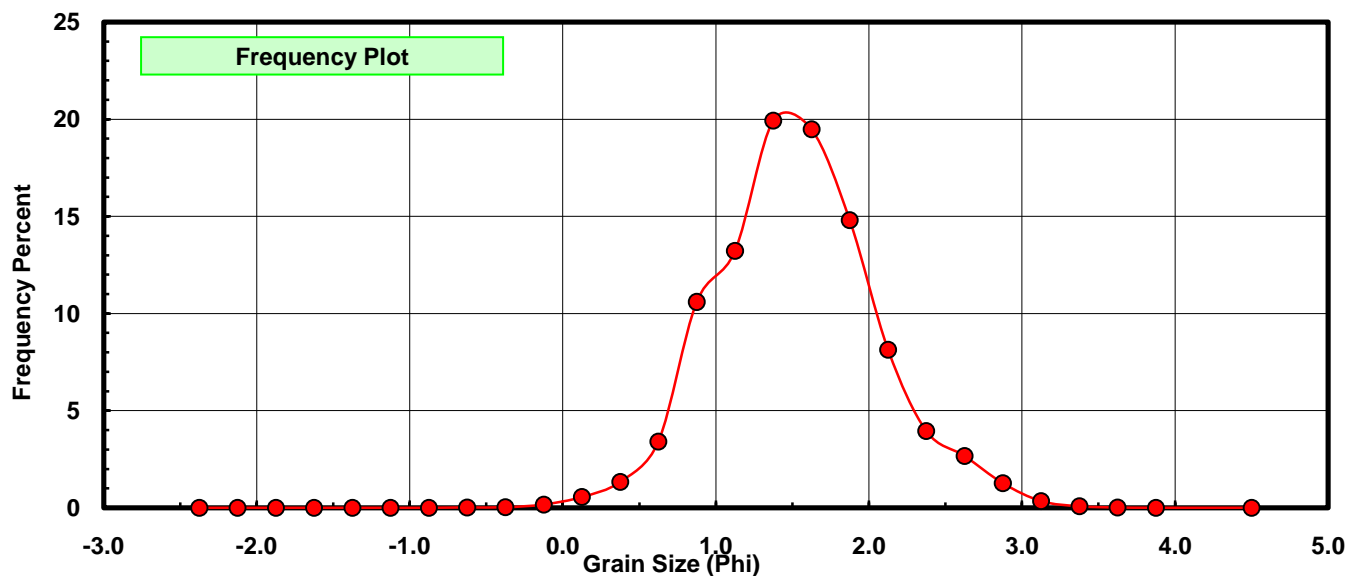
Sieve Size (phi)	Sieve Midpt (phi)	Weight (grams)	Freq Weight %	Cumulative Weight %
-2.25	-2.375	0.000	0.000	0.000
-2.00	-2.125	0.000	0.000	0.000
-1.75	-1.875	0.000	0.000	0.000
-1.50	-1.625	0.000	0.000	0.000
-1.25	-1.375	0.000	0.000	0.000
-1.00	-1.125	0.000	0.000	0.000
-0.75	-0.875	0.000	0.000	0.000
-0.50	-0.625	0.011	0.018	0.018
-0.25	-0.375	0.016	0.027	0.045
0.00	-0.125	0.102	0.170	0.215
0.25	0.125	0.332	0.554	0.769
0.50	0.375	0.800	1.334	2.103
0.75	0.625	2.043	3.407	5.511
1.00	0.875	6.354	10.598	16.108
1.25	1.125	7.925	13.218	29.326
1.50	1.375	11.950	19.931	49.257
1.75	1.625	11.679	19.479	68.736
2.00	1.875	8.874	14.801	83.537
2.25	2.125	4.881	8.141	91.677
2.50	2.375	2.370	3.953	95.630
2.75	2.625	1.599	2.667	98.297
3.00	2.875	0.758	1.264	99.561
3.25	3.125	0.205	0.342	99.903
3.50	3.375	0.047	0.078	99.982
3.75	3.625	0.009	0.015	99.997
4.00	3.875	0.001	0.002	99.998
5.00	4.50	0.001	0.002	100.000

Statistical Results			
Mean:	1.5233	phi	(0.3479 mm)
Standard Dev:	0.5322	phi-units	(0.6915 mm)
Skewness:	0.1859	dimensionless	
Kurtosis:	3.2996	dimensionless	
5th Moment:	1.5305	dimensionless	
6th Moment:	18.9546	dimensionless	
RARD *	0.3494	dimensionless	
Median	1.3845	phi	(0.383 mm)

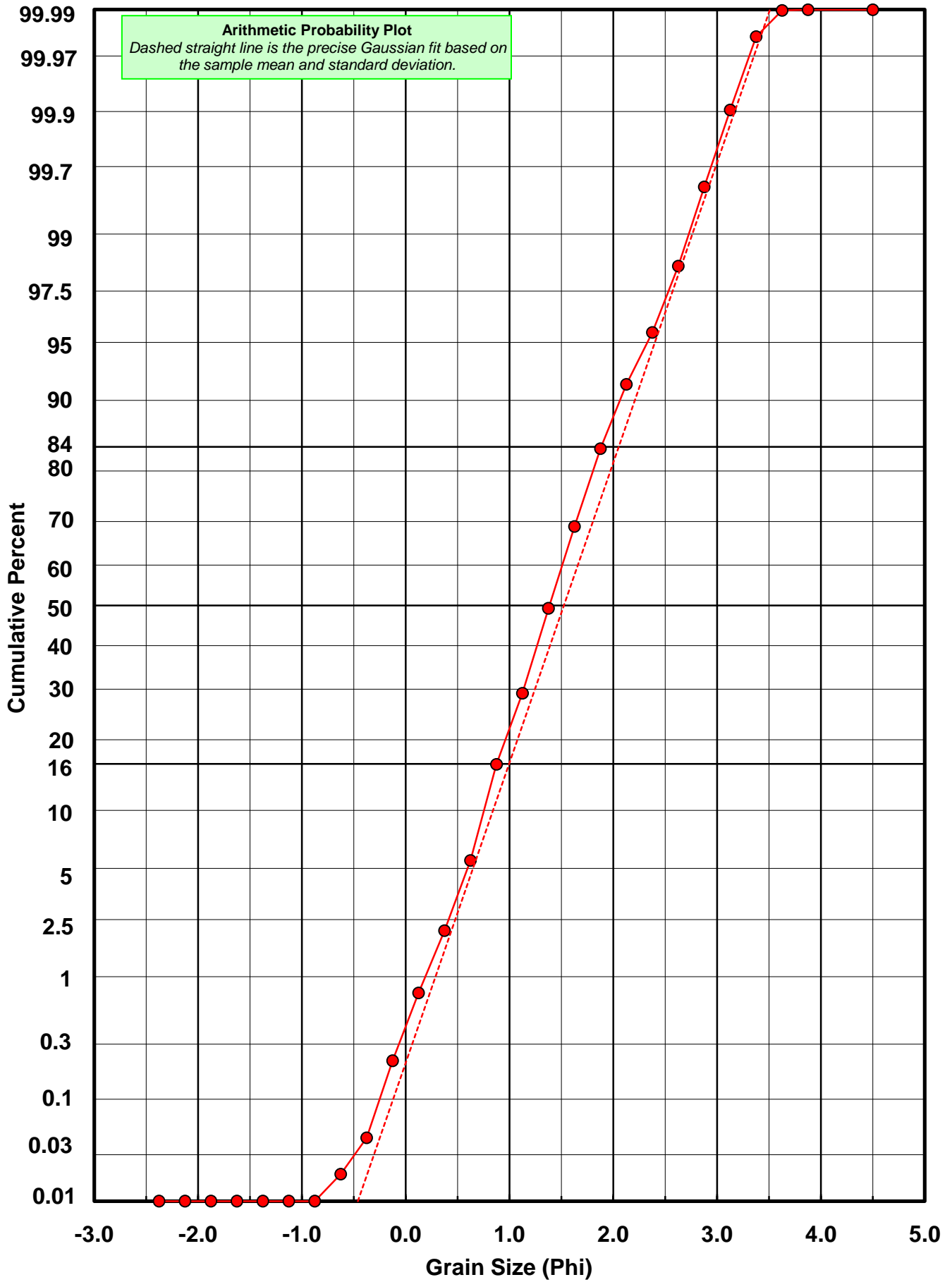
\* RARD = reciprocal absolute relative dispersion (see below)

Statistical Explanation
Calculations based on the Method of Moments
Skewness: 3rd Stand. Moment; Exact Gaussian = 0.0
Kurtosis: 4th Stand. Moment; Exact Gaussian = 3.0
For Further Explanation, See Basille et al. 2002
Millimeter data calculated by $mm = 2^{(-\phi)}$

Reciprocal Absolute Relative Dispersion (RARD) Scale	
< 0.5	Excellent homogeneity (e.g., beaches)
0.5 to 1.0	Good homogeneity
1.0 to 1.33	Fair homogeneity
> 1.33	Poor homogeneity (e.g., glacial)



# BV-16-BB



# Carbonate Grain Size Distribution

Onshore Grab Sample

Sample: BV-16-BB

Total Carbonate Mass: 11.191 grams

% Carbonate: 18.7 %

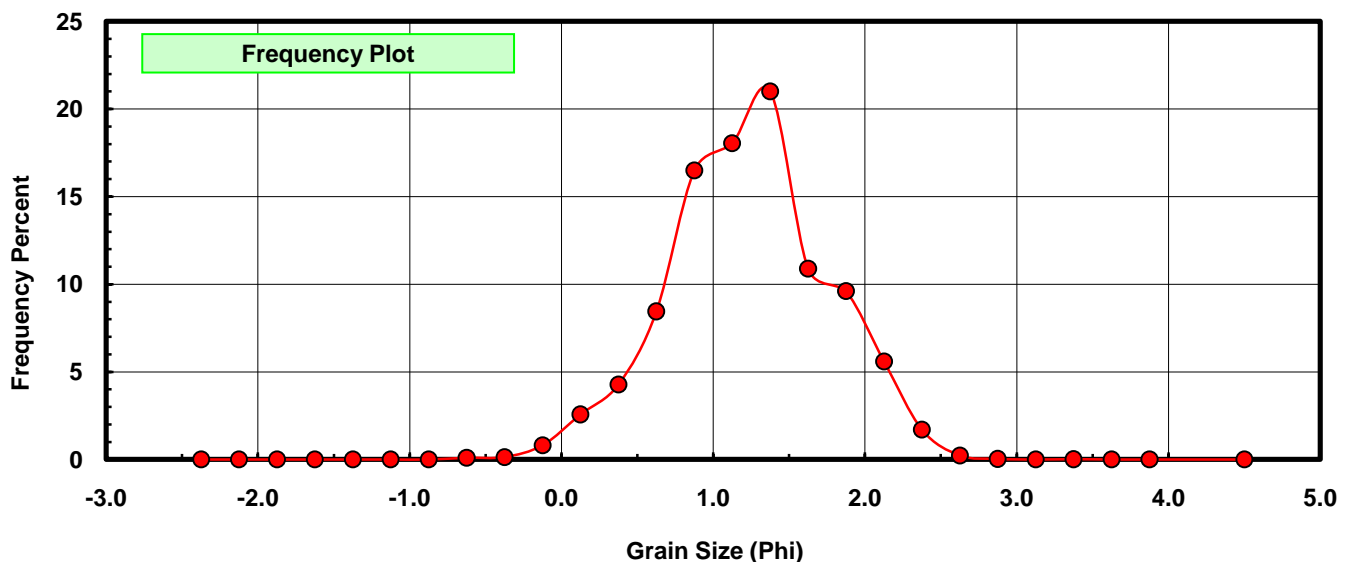
Sieve Size (phi)	Sieve Midpt (phi)	Weight (grams)	Freq Weight %	Cumulative Weight %
-2.25	-2.375	0.000	0.000	0.000
-2.00	-2.125	0.000	0.000	0.000
-1.75	-1.875	0.000	0.000	0.000
-1.50	-1.625	0.000	0.000	0.000
-1.25	-1.375	0.000	0.000	0.000
-1.00	-1.125	0.000	0.000	0.000
-0.75	-0.875	0.000	0.000	0.000
-0.50	-0.625	0.011	0.098	0.098
-0.25	-0.375	0.016	0.143	0.241
0.00	-0.125	0.091	0.813	1.054
0.25	0.125	0.288	2.573	3.628
0.50	0.375	0.479	4.280	7.908
0.75	0.625	0.946	8.453	16.361
1.00	0.875	1.846	16.495	32.857
1.25	1.125	2.020	18.050	50.907
1.50	1.375	2.351	21.008	71.915
1.75	1.625	1.218	10.884	82.799
2.00	1.875	1.075	9.606	92.405
2.25	2.125	0.627	5.603	98.007
2.50	2.375	0.191	1.707	99.714
2.75	2.625	0.026	0.232	99.946
3.00	2.875	0.004	0.036	99.982
3.25	3.125	0.000	0.000	99.982
3.50	3.375	0.002	0.018	100.000
3.75	3.625	0.000	0.000	100.000
4.00	3.875	0.000	0.000	100.000
5.00	4.500	0.000	0.000	100.000

Statistical Results			
Mean:	1.2305	phi	(0.4262 mm)
Standard Dev:	0.5479	phi-units	(0.684 mm)
Skewness:	-0.0803	dimensionless	
Kurtosis:	2.7253	dimensionless	
5th Moment:	-0.9342	dimensionless	
6th Moment:	12.1467	dimensionless	
RARD *	0.4453	dimensionless	
Median	1.1124	phi	(0.4625 mm)

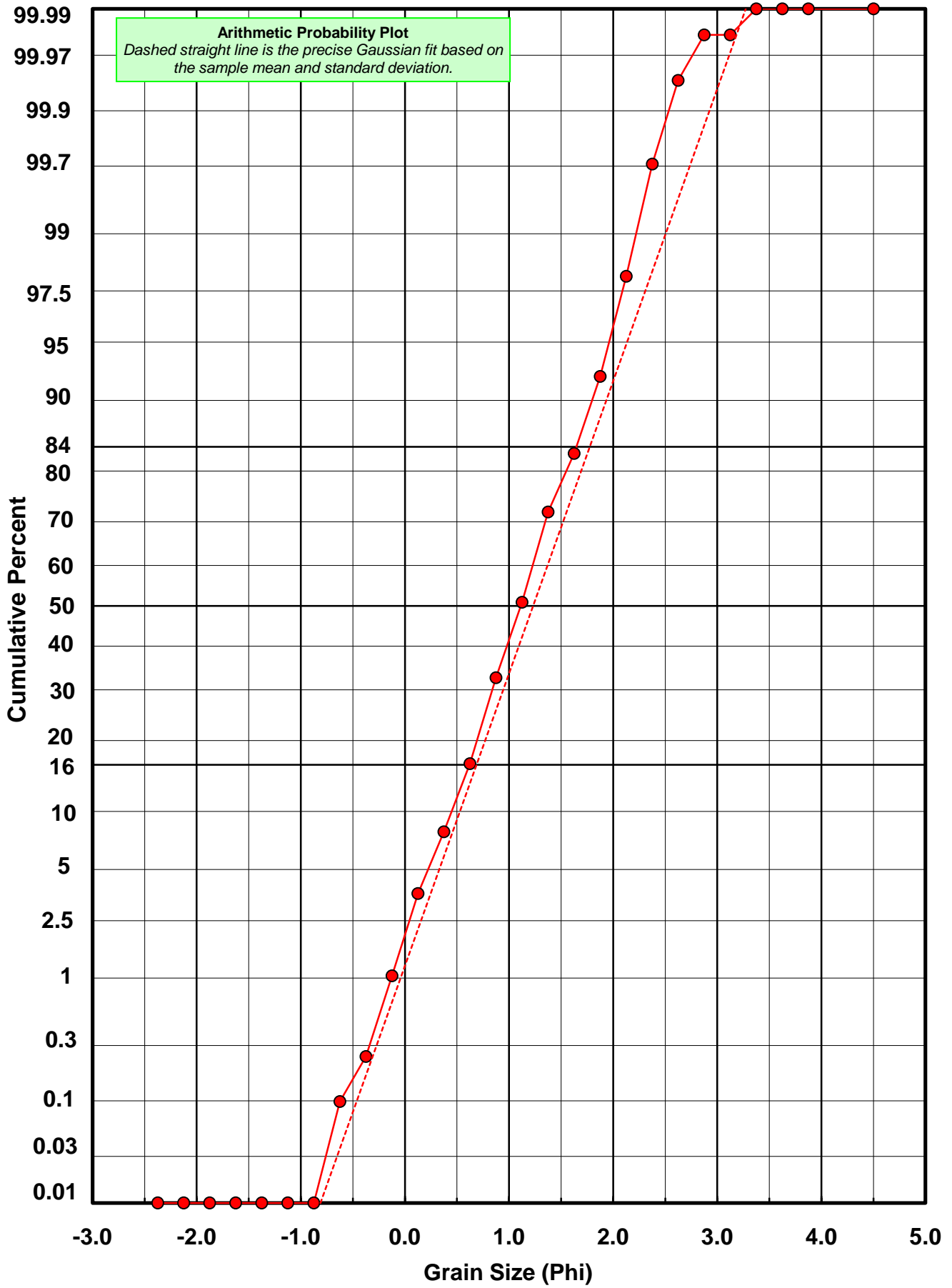
\* RARD = reciprocal absolute relative dispersion (see below)

Statistical Explanation	
Calculations based on the Method of Moments	
Skewness: 3rd Stand. Moment; Exact Gaussian = 0.0	
Kurtosis: 4th Stand. Moment; Exact Gaussian = 3.0	
For Further Explanation, See Basille et al. 2002	
Millimeter data calculated by $mm = 2^{(-\phi)}$	

Reciprocal Absolute Relative Dispersion (RARD) Scale	
< 0.5	Excellent homogeneity (e.g., beaches)
0.5 to 1.0	Good homogeneity
1.0 to 1.33	Fair homogeneity
> 1.33	Poor homogeneity (e.g., glacial)



# BV-16-BB



# Post-Digestion Grain Size Distribution

Onshore Grab Sample

Sample: BV-16-BB

Total Digested Mass: 48.772 grams

% Silica: 81.3 %

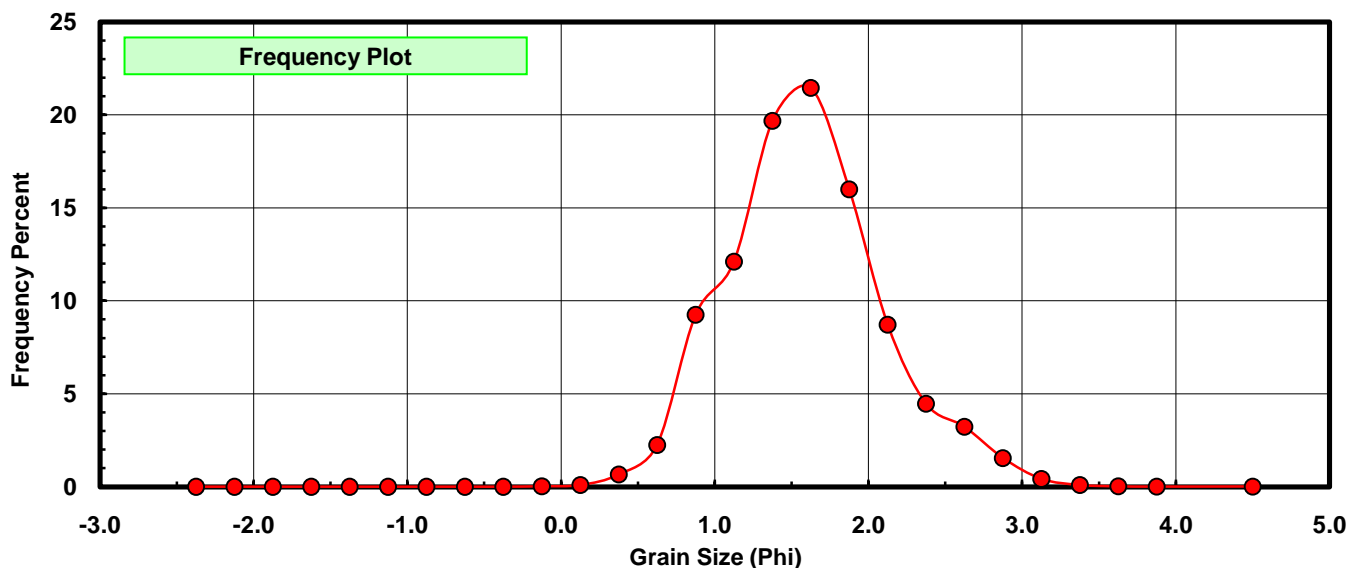
Sieve Size (phi)	Sieve Midpt (phi)	Weight (grams)	Freq Weight %	Cumulative Weight %
-2.25	-2.375	0.000	0.000	0.000
-2.00	-2.125	0.000	0.000	0.000
-1.75	-1.875	0.000	0.000	0.000
-1.50	-1.625	0.000	0.000	0.000
-1.25	-1.375	0.000	0.000	0.000
-1.00	-1.125	0.000	0.000	0.000
-0.75	-0.875	0.000	0.000	0.000
-0.50	-0.625	0.000	0.000	0.000
-0.25	-0.375	0.000	0.000	0.000
0.00	-0.125	0.011	0.023	0.023
0.25	0.125	0.044	0.090	0.113
0.50	0.375	0.321	0.658	0.771
0.75	0.625	1.097	2.249	3.020
1.00	0.875	4.508	9.243	12.263
1.25	1.125	5.905	12.107	24.371
1.50	1.375	9.599	19.681	44.052
1.75	1.625	10.461	21.449	65.501
2.00	1.875	7.799	15.991	81.491
2.25	2.125	4.254	8.722	90.214
2.50	2.375	2.179	4.468	94.681
2.75	2.625	1.573	3.225	97.907
3.00	2.875	0.754	1.546	99.453
3.25	3.125	0.205	0.420	99.873
3.50	3.375	0.045	0.092	99.965
3.75	3.625	0.009	0.018	99.984
4.00	3.875	0.002	0.004	99.988
5.00	4.500	0.006	0.012	100.000

Statistical Results			
Mean:	1.5909	phi	(0.332 mm)
Standard Dev:	0.5117	phi-units	(0.7014 mm)
Skewness:	0.3671	dimensionless	
Kurtosis:	3.2782	dimensionless	
5th Moment:	3.7967	dimensionless	
6th Moment:	20.8817	dimensionless	
RARD *	0.3217	dimensionless	
Median	1.4443	phi	(0.3675 mm)

\* RARD = reciprocal absolute relative dispersion (see below)

Statistical Explanation	
Calculations based on the Method of Moments	
Skewness: 3rd Stand. Moment; Exact Gaussian = 0.0	
Kurtosis: 4th Stand. Moment; Exact Gaussian = 3.0	
For Further Explanation, See Basille et al. 2002	
Millimeter data calculated by $mm = 2^{-(\phi)}$	

Reciprocal Absolute Relative Dispersion (RARD) Scale	
< 0.5	Excellent homogeneity (e.g., beaches)
0.5 to 1.0	Good homogeneity
1.0 to 1.33	Fair homogeneity
> 1.33	Poor homogeneity (e.g., glacial)



# BV-16-BB

