

Onshore Grab Sample

Sample: BV-15-BB
Sample Taken By: D. Phelps
Sample Collected On: 3/17/09
Splits? N/A

County: Brevard
Latitude: 28° 37' 18.6"
Longitude: 80° 36' 23.5"
Datum: WGS 84
Surf. Elev: N/A
Datum: N/A

Fine Data Summary

Total Sample Weight 57.105 grams
Total Fines in Sample 0.108 grams
Total Percent Fines 0.19 %

Dry Sieving Summary

Total Sample Weight 56.987 grams
Total Digested Weight 45.360 grams
Total Carbonate Weight 11.627 grams
Total Silica % 79.60 %
Total Carbonate % 20.40 %
Carbonate/Silica Ratio 0.256

General Comments:

None

Description

Worked By: M. Ladle

Pre-Digestion Grain Size Distribution

Onshore Grab Sample

Sample: BV-15-BB

Total Sample Mass: 56.987 grams

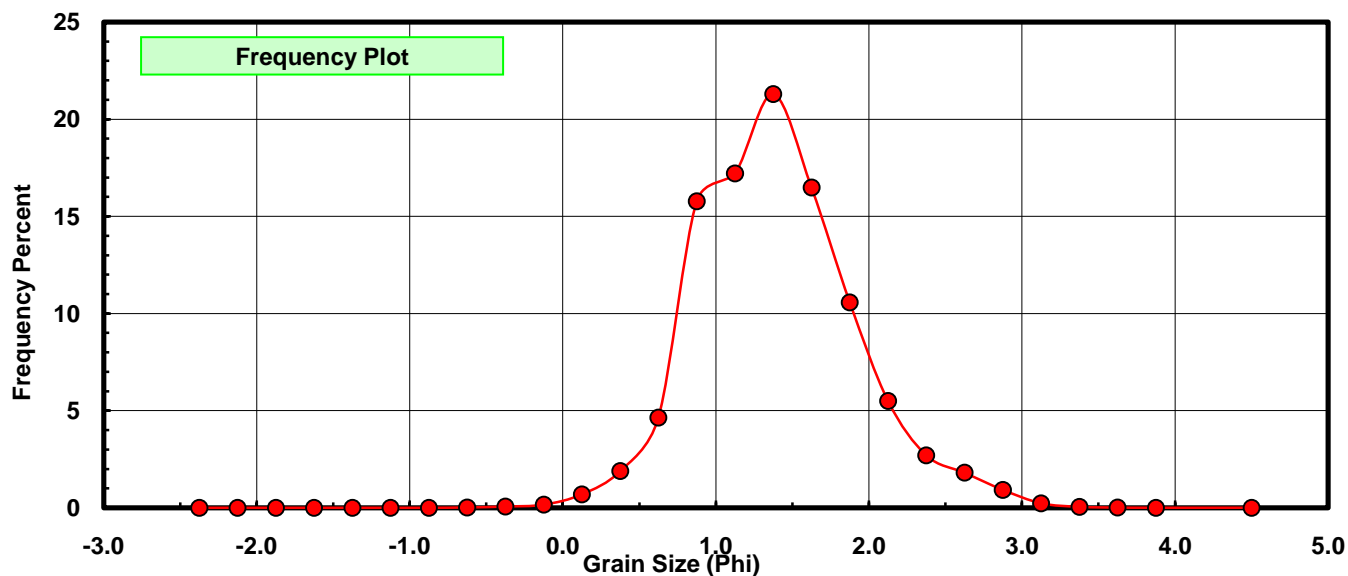
Sieve Size (phi)	Sieve Midpt (phi)	Weight (grams)	Freq Weight %	Cumulative Weight %
-2.25	-2.375	0.000	0.000	0.000
-2.00	-2.125	0.000	0.000	0.000
-1.75	-1.875	0.000	0.000	0.000
-1.50	-1.625	0.000	0.000	0.000
-1.25	-1.375	0.000	0.000	0.000
-1.00	-1.125	0.000	0.000	0.000
-0.75	-0.875	0.000	0.000	0.000
-0.50	-0.625	0.009	0.016	0.016
-0.25	-0.375	0.037	0.065	0.081
0.00	-0.125	0.091	0.160	0.240
0.25	0.125	0.393	0.690	0.930
0.50	0.375	1.075	1.886	2.816
0.75	0.625	2.647	4.645	7.461
1.00	0.875	8.990	15.776	23.237
1.25	1.125	9.804	17.204	40.441
1.50	1.375	12.132	21.289	61.730
1.75	1.625	9.392	16.481	78.211
2.00	1.875	6.025	10.573	88.783
2.25	2.125	3.131	5.494	94.278
2.50	2.375	1.538	2.699	96.977
2.75	2.625	1.028	1.804	98.780
3.00	2.875	0.526	0.923	99.703
3.25	3.125	0.132	0.232	99.935
3.50	3.375	0.028	0.049	99.984
3.75	3.625	0.006	0.011	99.995
4.00	3.875	0.001	0.002	99.996
5.00	4.50	0.002	0.004	100.000

Statistical Results			
Mean:	1.3910	phi	(0.3813 mm)
Standard Dev:	0.5199	phi-units	(0.6974 mm)
Skewness:	0.3911	dimensionless	
Kurtosis:	3.5177	dimensionless	
5th Moment:	3.6549	dimensionless	
6th Moment:	23.1887	dimensionless	
RARD *	0.3737	dimensionless	
Median	1.2373	phi	(0.4242 mm)

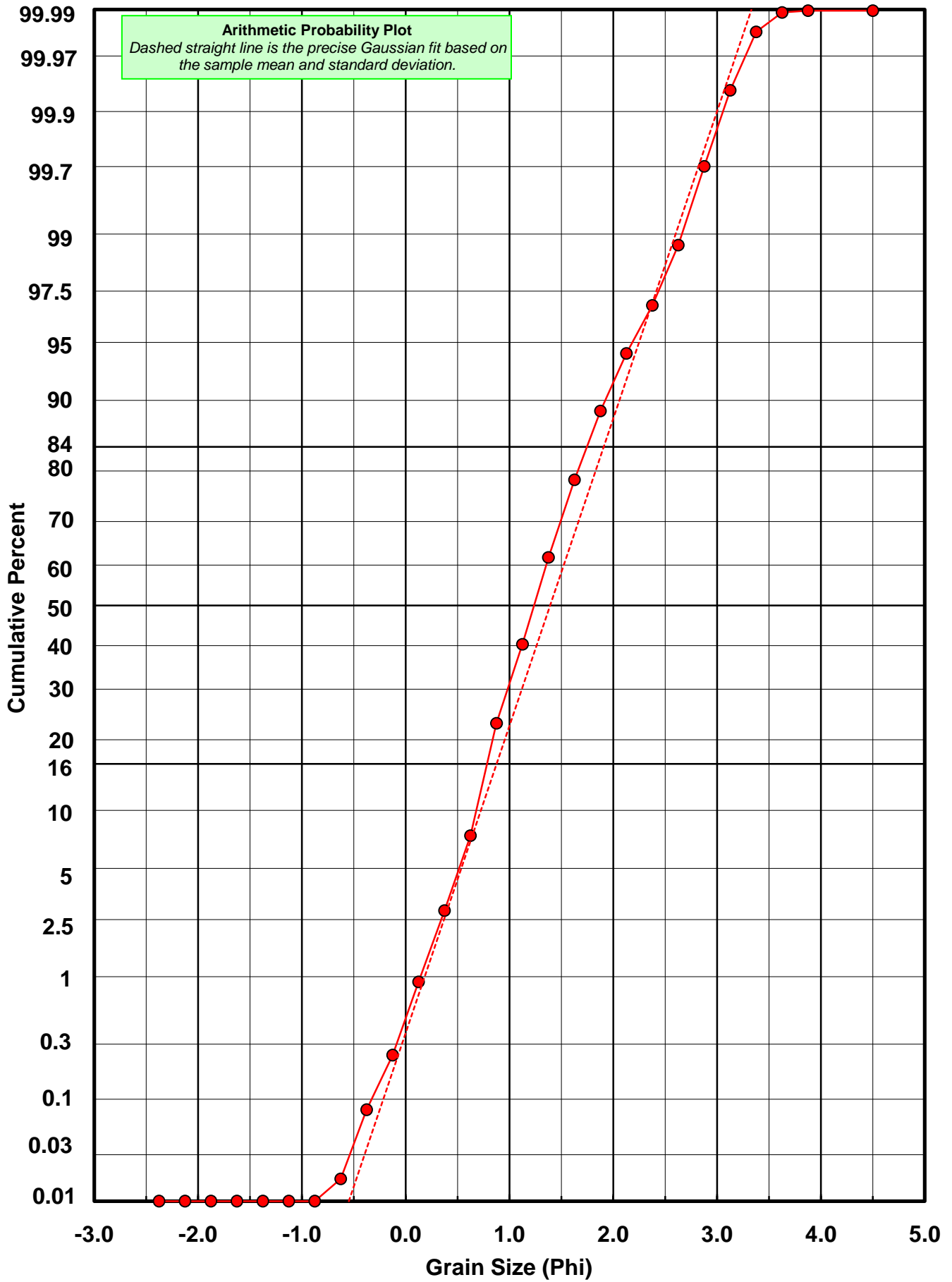
* RARD = reciprocal absolute relative dispersion (see below)

Statistical Explanation	
Calculations based on the Method of Moments	
Skewness: 3rd Stand. Moment; Exact Gaussian = 0.0	
Kurtosis: 4th Stand. Moment; Exact Gaussian = 3.0	
For Further Explanation, See Basille et al. 2002	
Millimeter data calculated by $mm = 2^{(-\phi)}$	

Reciprocal Absolute Relative Dispersion (RARD) Scale	
< 0.5	Excellent homogeneity (e.g., beaches)
0.5 to 1.0	Good homogeneity
1.0 to 1.33	Fair homogeneity
> 1.33	Poor homogeneity (e.g., glacial)



BV-15-BB



Carbonate Grain Size Distribution

Onshore Grab Sample

Sample: BV-15-BB

Total Carbonate Mass: 11.632 grams

% Carbonate: 20.4 %

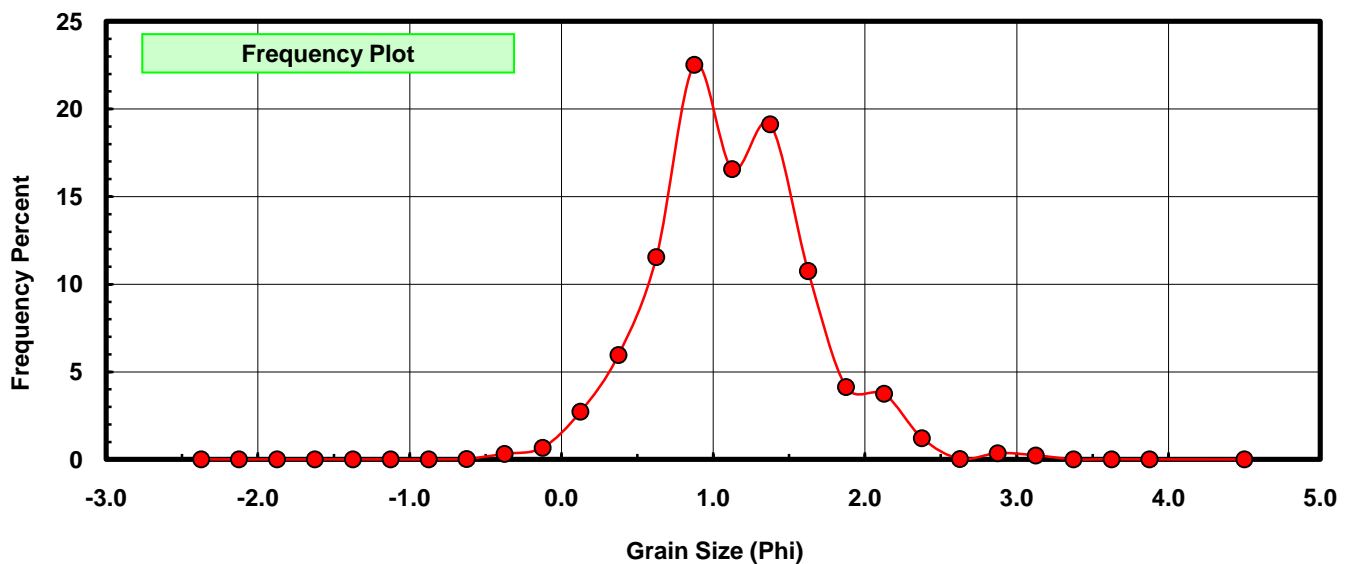
Sieve Size (phi)	Sieve Midpt (phi)	Weight (grams)	Freq Weight %	Cumulative Weight %
-2.25	-2.375	0.000	0.000	0.000
-2.00	-2.125	0.000	0.000	0.000
-1.75	-1.875	0.000	0.000	0.000
-1.50	-1.625	0.000	0.000	0.000
-1.25	-1.375	0.000	0.000	0.000
-1.00	-1.125	0.000	0.000	0.000
-0.75	-0.875	0.000	0.000	0.000
-0.50	-0.625	0.004	0.034	0.034
-0.25	-0.375	0.037	0.318	0.352
0.00	-0.125	0.078	0.671	1.023
0.25	0.125	0.317	2.725	3.748
0.50	0.375	0.694	5.966	9.715
0.75	0.625	1.344	11.554	21.269
1.00	0.875	2.619	22.515	43.784
1.25	1.125	1.928	16.575	60.359
1.50	1.375	2.225	19.128	79.488
1.75	1.625	1.251	10.755	90.242
2.00	1.875	0.481	4.135	94.378
2.25	2.125	0.437	3.757	98.134
2.50	2.375	0.142	1.221	99.355
2.75	2.625	0.004	0.034	99.390
3.00	2.875	0.042	0.361	99.751
3.25	3.125	0.027	0.232	99.983
3.50	3.375	0.001	0.009	99.991
3.75	3.625	0.001	0.009	100.000
4.00	3.875	0.000	0.000	100.000
5.00	4.500	0.000	0.000	100.000

Statistical Results			
Mean:	1.1225	phi	(0.4593 mm)
Standard Dev:	0.5367	phi-units	(0.6893 mm)
Skewness:	0.3015	dimensionless	
Kurtosis:	3.3831	dimensionless	
5th Moment:	3.5717	dimensionless	
6th Moment:	22.6645	dimensionless	
RARD *	0.4781	dimensionless	
Median	0.9688	phi	(0.5109 mm)

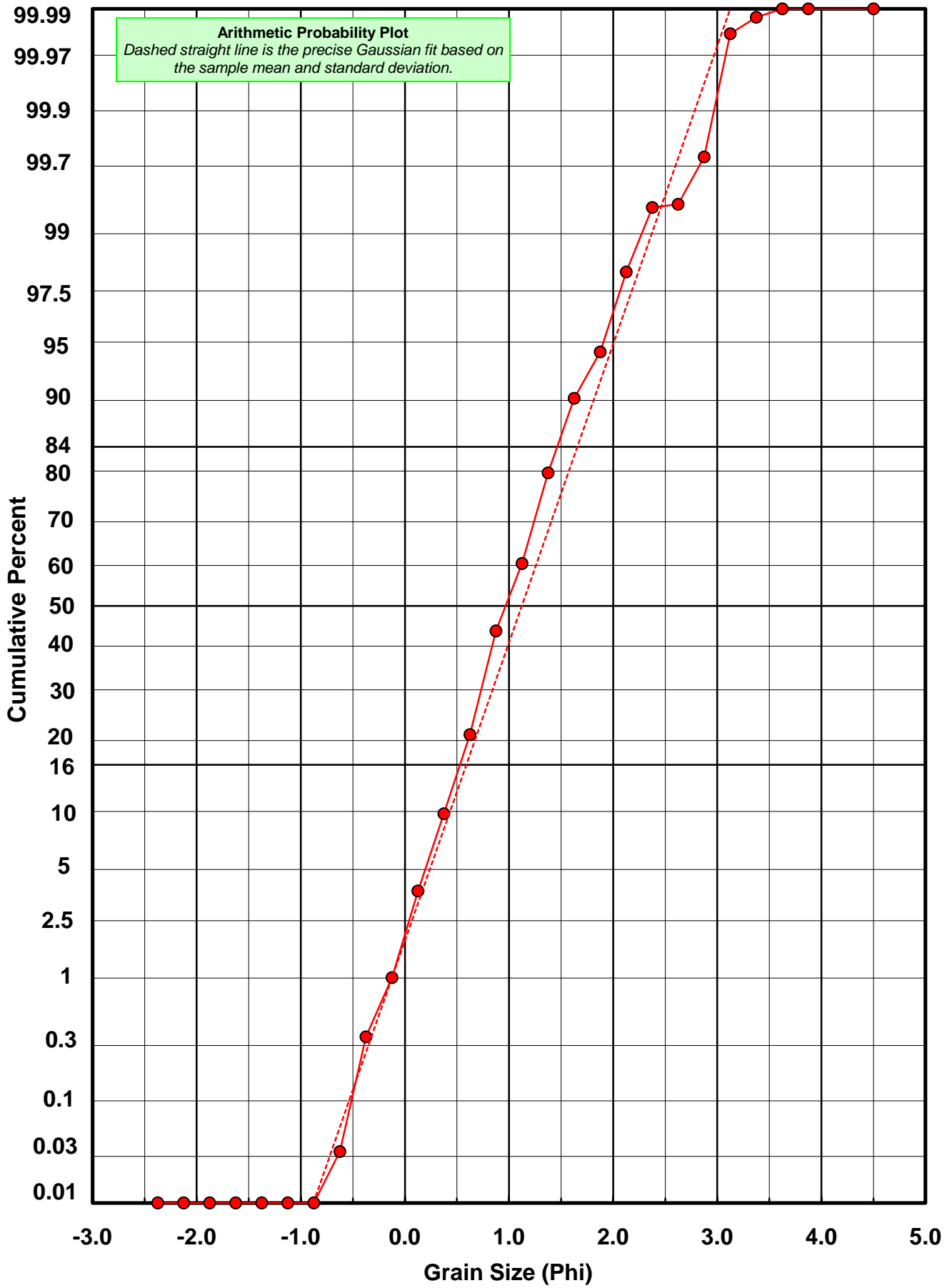
* RARD = reciprocal absolute relative dispersion (see below)

Statistical Explanation	
Calculations based on the Method of Moments	
Skewness: 3rd Stand. Moment; Exact Gaussian = 0.0	
Kurtosis: 4th Stand. Moment; Exact Gaussian = 3.0	
For Further Explanation, See Basille et al. 2002	
Millimeter data calculated by $mm = 2^{(-\phi)}$	

Reciprocal Absolute Relative Dispersion (RARD) Scale	
< 0.5	Excellent homogeneity (e.g., beaches)
0.5 to 1.0	Good homogeneity
1.0 to 1.33	Fair homogeneity
> 1.33	Poor homogeneity (e.g., glacial)



BV-15-BB



Post-Digestion Grain Size Distribution

Onshore Grab Sample

Sample: BV-15-BB

Total Digested Mass: 45.360 grams

% Silica: 79.6 %

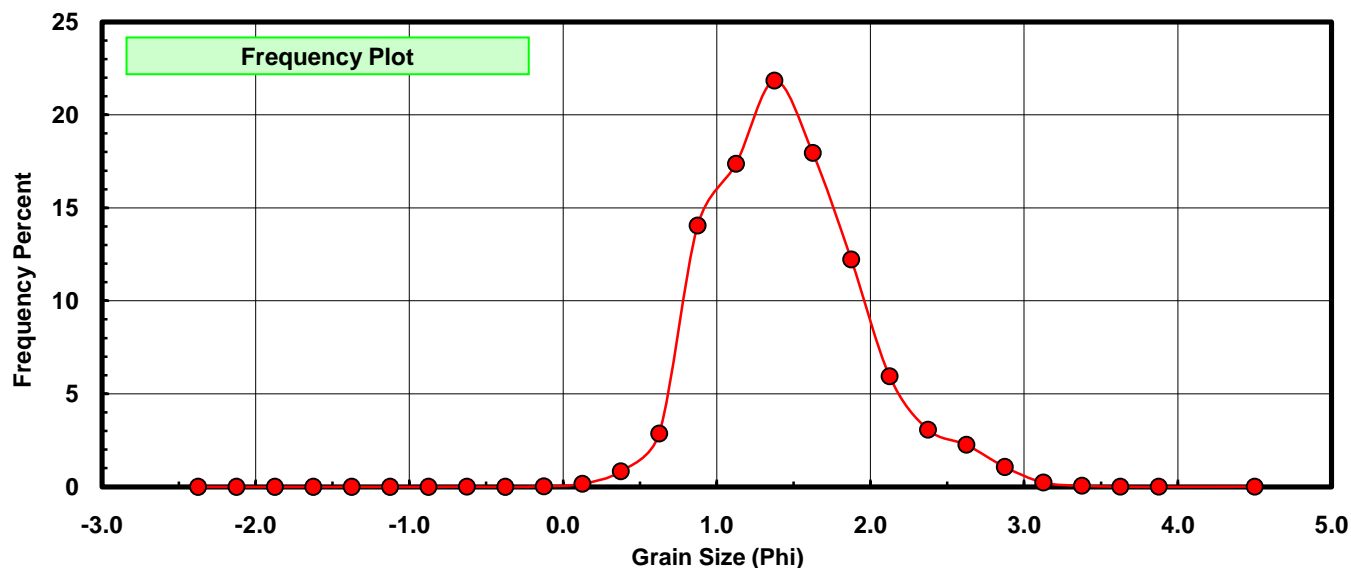
Sieve Size (phi)	Sieve Midpt (phi)	Weight (grams)	Freq Weight %	Cumulative Weight %
-2.25	-2.375	0.000	0.000	0.000
-2.00	-2.125	0.000	0.000	0.000
-1.75	-1.875	0.000	0.000	0.000
-1.50	-1.625	0.000	0.000	0.000
-1.25	-1.375	0.000	0.000	0.000
-1.00	-1.125	0.000	0.000	0.000
-0.75	-0.875	0.000	0.000	0.000
-0.50	-0.625	0.005	0.011	0.011
-0.25	-0.375	0.000	0.000	0.011
0.00	-0.125	0.013	0.029	0.040
0.25	0.125	0.076	0.168	0.207
0.50	0.375	0.381	0.840	1.047
0.75	0.625	1.303	2.873	3.920
1.00	0.875	6.371	14.045	17.965
1.25	1.125	7.876	17.363	35.328
1.50	1.375	9.907	21.841	57.169
1.75	1.625	8.141	17.948	75.117
2.00	1.875	5.544	12.222	87.339
2.25	2.125	2.694	5.939	93.278
2.50	2.375	1.396	3.078	96.356
2.75	2.625	1.024	2.257	98.613
3.00	2.875	0.484	1.067	99.680
3.25	3.125	0.105	0.231	99.912
3.50	3.375	0.027	0.060	99.971
3.75	3.625	0.005	0.011	99.982
4.00	3.875	0.001	0.002	99.985
5.00	4.500	0.007	0.015	100.000

Statistical Results			
Mean:	1.4602	phi	(0.3634 mm)
Standard Dev:	0.4994	phi-units	(0.7074 mm)
Skewness:	0.5634	dimensionless	
Kurtosis:	3.5658	dimensionless	
5th Moment:	5.9542	dimensionless	
6th Moment:	28.6351	dimensionless	
RARD *	0.3420	dimensionless	
Median	1.2929	phi	(0.4081 mm)

* RARD = reciprocal absolute relative dispersion (see below)

Statistical Explanation	
Calculations based on the Method of Moments	
Skewness: 3rd Stand. Moment; Exact Gaussian = 0.0	
Kurtosis: 4th Stand. Moment; Exact Gaussian = 3.0	
For Further Explanation, See Basille et al. 2002	
Millimeter data calculated by $mm = 2^{(-\phi)}$	

Reciprocal Absolute Relative Dispersion (RARD) Scale	
< 0.5	Excellent homogeneity (e.g., beaches)
0.5 to 1.0	Good homogeneity
1.0 to 1.33	Fair homogeneity
> 1.33	Poor homogeneity (e.g., glacial)



BV-15-BB

