

Onshore Grab Sample

Sample: BV-13-BB
Sample Taken By: D. Phelps
Sample Collected On: 3/18/09
Splits? N/A

County: Brevard
Latitude: 28° 38' 39.8"
Longitude: 80° 37' 27.5"
Datum: WGS 84
Surf. Elev: N/A
Datum: N/A

Fine Data Summary

Total Sample Weight	57.013 grams
Total Fines in Sample	0.459 grams
Total Percent Fines	0.80 %

Dry Sieving Summary

Total Sample Weight	56.526 grams
Total Digested Weight	49.233 grams
Total Carbonate Weight	7.293 grams
Total Silica %	87.10 %
Total Carbonate %	12.90 %
Carbonate/Silica Ratio	0.148

General Comments:

None

Description

Worked By: M. Ladle

Pre-Digestion Grain Size Distribution

Onshore Grab Sample

Sample: BV-13-BB

Total Sample Mass: 56.526 grams

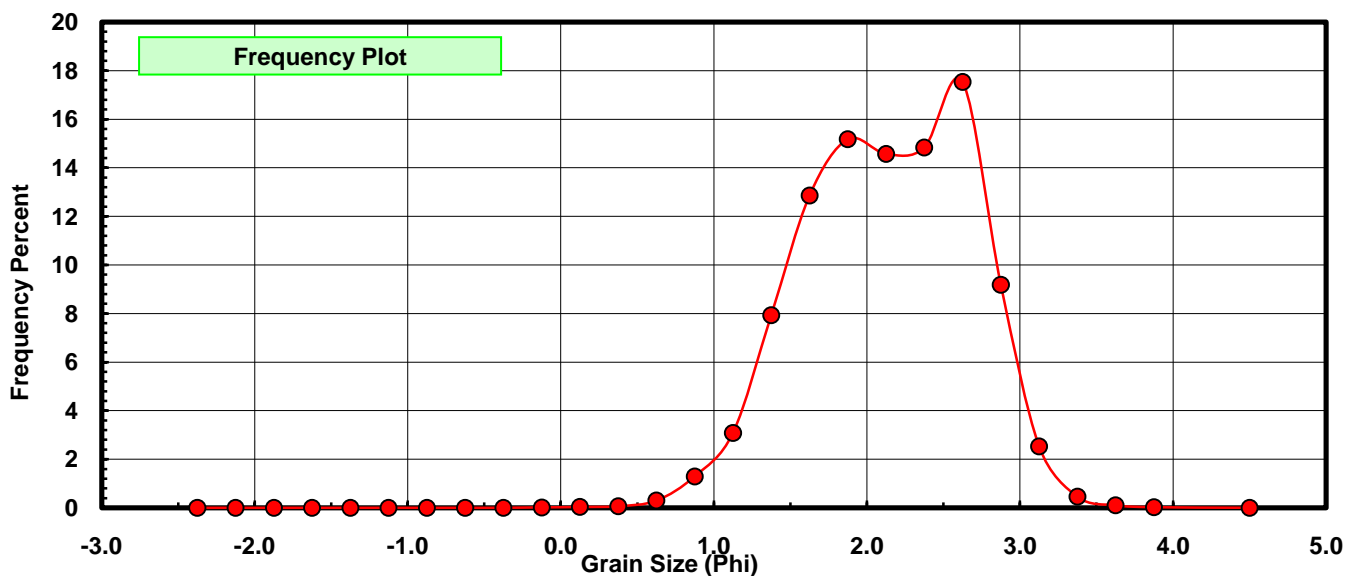
Sieve Size (phi)	Sieve Midpt (phi)	Weight (grams)	Freq Weight %	Cumulative Weight %
-2.25	-2.375	0.000	0.000	0.000
-2.00	-2.125	0.000	0.000	0.000
-1.75	-1.875	0.000	0.000	0.000
-1.50	-1.625	0.000	0.000	0.000
-1.25	-1.375	0.000	0.000	0.000
-1.00	-1.125	0.000	0.000	0.000
-0.75	-0.875	0.000	0.000	0.000
-0.50	-0.625	0.000	0.000	0.000
-0.25	-0.375	0.001	0.002	0.002
0.00	-0.125	0.010	0.018	0.019
0.25	0.125	0.019	0.034	0.053
0.50	0.375	0.037	0.065	0.119
0.75	0.625	0.168	0.297	0.416
1.00	0.875	0.732	1.295	1.711
1.25	1.125	1.745	3.087	4.798
1.50	1.375	4.484	7.933	12.730
1.75	1.625	7.266	12.854	25.585
2.00	1.875	8.579	15.177	40.762
2.25	2.125	8.237	14.572	55.334
2.50	2.375	8.386	14.836	70.169
2.75	2.625	9.909	17.530	87.699
3.00	2.875	5.191	9.183	96.883
3.25	3.125	1.430	2.530	99.413
3.50	3.375	0.259	0.458	99.871
3.75	3.625	0.058	0.103	99.973
4.00	3.875	0.014	0.025	99.998
5.00	4.50	0.001	0.002	100.000

Statistical Results			
Mean:	2.1362	phi	(0.2275 mm)
Standard Dev:	0.5421	phi-units	(0.6868 mm)
Skewness:	-0.2174	dimensionless	
Kurtosis:	2.5286	dimensionless	
5th Moment:	-1.7711	dimensionless	
6th Moment:	11.5079	dimensionless	
RARD *	0.2538	dimensionless	
Median	2.0335	phi	(0.2443 mm)

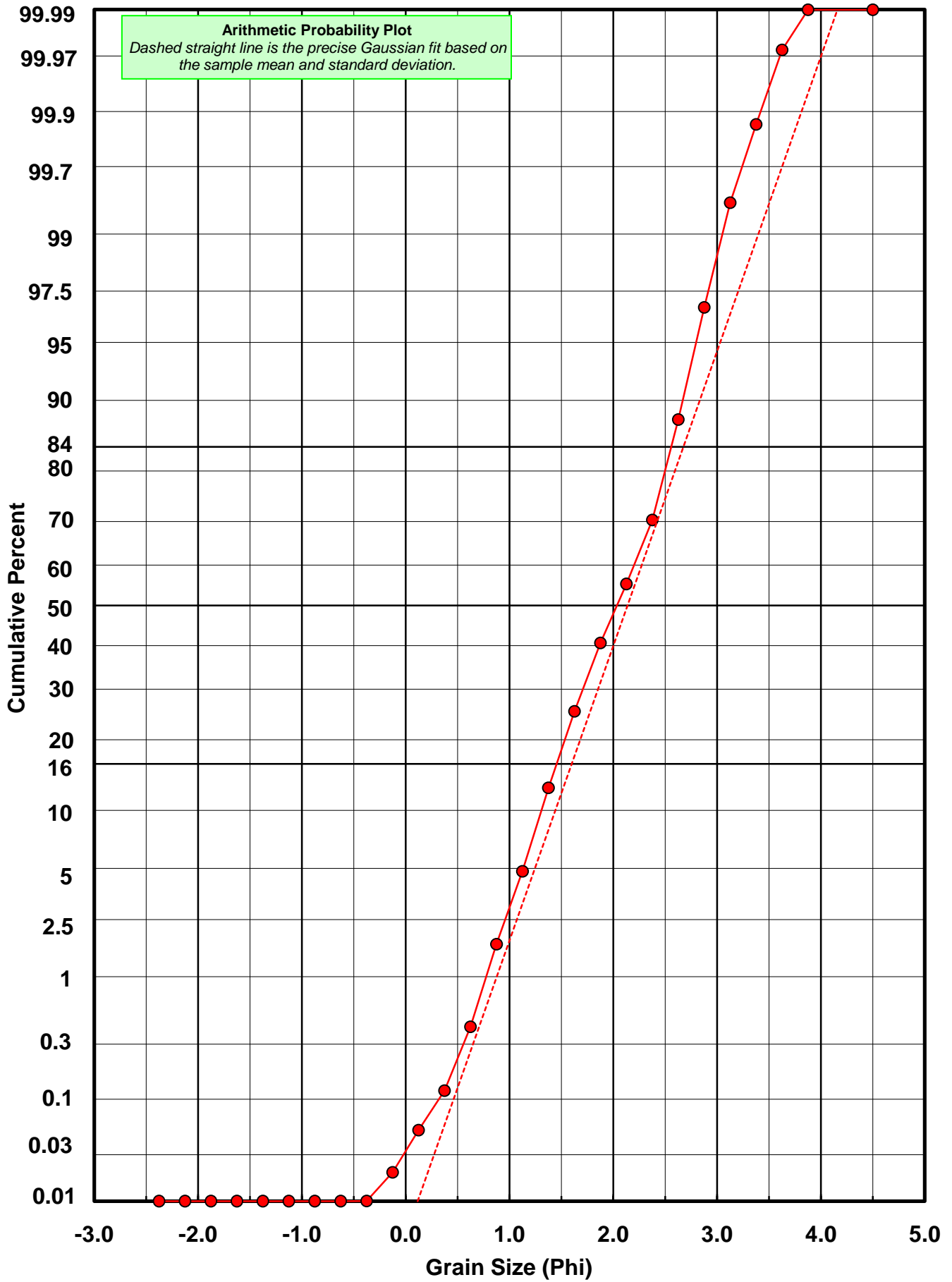
* RARD = reciprocal absolute relative dispersion (see below)

Statistical Explanation
Calculations based on the Method of Moments
Skewness: 3rd Stand. Moment; Exact Gaussian = 0.0
Kurtosis: 4th Stand. Moment; Exact Gaussian = 3.0
For Further Explanation, See Basille et al. 2002
Millimeter data calculated by $mm = 2^{(-\phi)}$

Reciprocal Absolute Relative Dispersion (RARD) Scale	
< 0.5	Excellent homogeneity (e.g., beaches)
0.5 to 1.0	Good homogeneity
1.0 to 1.33	Fair homogeneity
> 1.33	Poor homogeneity (e.g., glacial)



BV-13-BB



Carbonate Grain Size Distribution

Onshore Grab Sample

Sample: BV-13-BB

Total Carbonate Mass: 7.301 grams

% Carbonate: 12.9 %

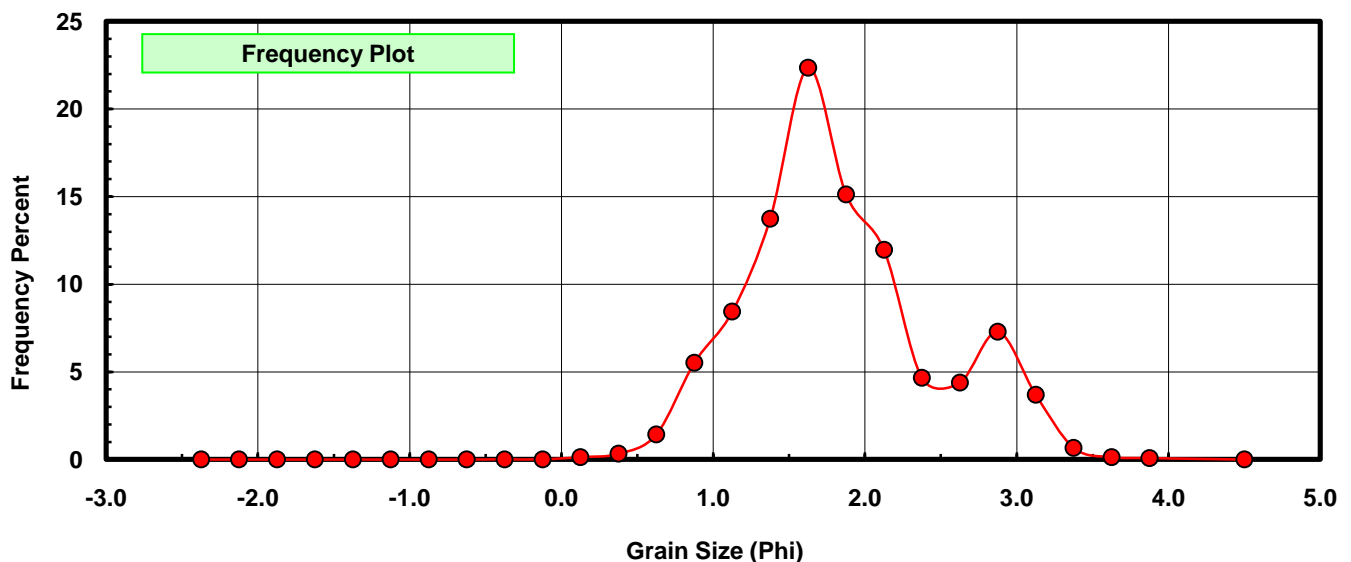
Sieve Size (phi)	Sieve Midpt (phi)	Weight (grams)	Freq Weight %	Cumulative Weight %
-2.25	-2.375	0.000	0.000	0.000
-2.00	-2.125	0.000	0.000	0.000
-1.75	-1.875	0.000	0.000	0.000
-1.50	-1.625	0.000	0.000	0.000
-1.25	-1.375	0.000	0.000	0.000
-1.00	-1.125	0.000	0.000	0.000
-0.75	-0.875	0.000	0.000	0.000
-0.50	-0.625	0.000	0.000	0.000
-0.25	-0.375	0.001	0.014	0.014
0.00	-0.125	0.001	0.014	0.027
0.25	0.125	0.010	0.137	0.164
0.50	0.375	0.024	0.329	0.493
0.75	0.625	0.105	1.438	1.931
1.00	0.875	0.403	5.520	7.451
1.25	1.125	0.616	8.437	15.888
1.50	1.375	1.003	13.738	29.626
1.75	1.625	1.632	22.353	51.979
2.00	1.875	1.105	15.135	67.114
2.25	2.125	0.874	11.971	79.085
2.50	2.375	0.340	4.657	83.742
2.75	2.625	0.320	4.383	88.125
3.00	2.875	0.532	7.287	95.412
3.25	3.125	0.270	3.698	99.110
3.50	3.375	0.049	0.671	99.781
3.75	3.625	0.010	0.137	99.918
4.00	3.875	0.006	0.082	100.000
5.00	4.500	0.000	0.000	100.000

Statistical Results			
Mean:	1.8253	phi	(0.2822 mm)
Standard Dev:	0.6643	phi-units	(0.631 mm)
Skewness:	0.4113	dimensionless	
Kurtosis:	2.4818	dimensionless	
5th Moment:	1.9309	dimensionless	
6th Moment:	9.0423	dimensionless	
RARD *	0.3639	dimensionless	
Median	1.6029	phi	(0.3292 mm)

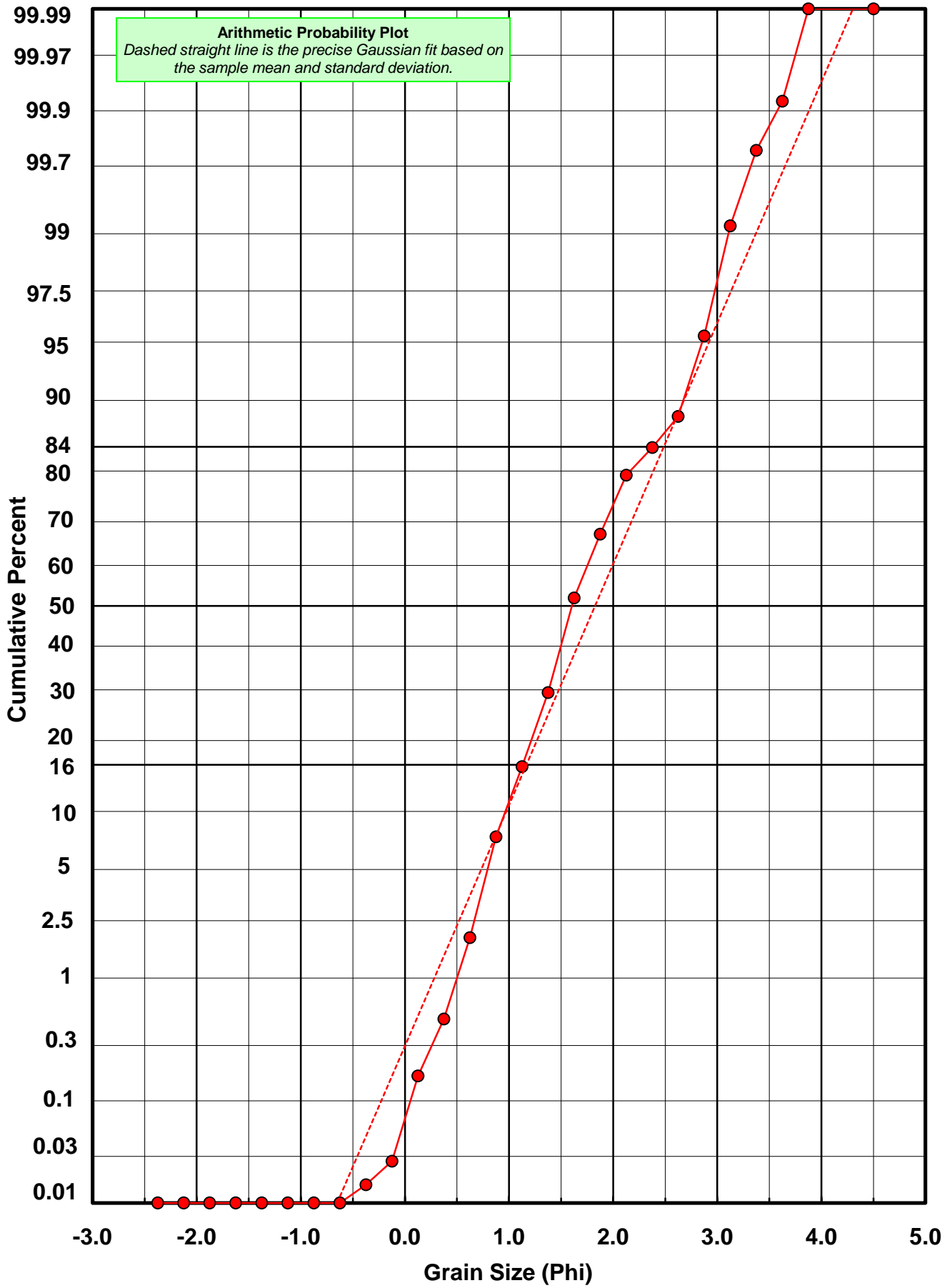
* RARD = reciprocal absolute relative dispersion (see below)

Statistical Explanation	
Calculations based on the Method of Moments	
Skewness: 3rd Stand. Moment; Exact Gaussian = 0.0	
Kurtosis: 4th Stand. Moment; Exact Gaussian = 3.0	
For Further Explanation, See Basille et al. 2002	
Millimeter data calculated by $mm = 2^{(-phi)}$	

Reciprocal Absolute Relative Dispersion (RARD) Scale	
< 0.5	Excellent homogeneity (e.g., beaches)
0.5 to 1.0	Good homogeneity
1.0 to 1.33	Fair homogeneity
> 1.33	Poor homogeneity (e.g., glacial)



BV-13-BB



Post-Digestion Grain Size Distribution

Onshore Grab Sample

Sample: BV-13-BB

Total Digested Mass: 49.233 grams

% Silica: 87.1 %

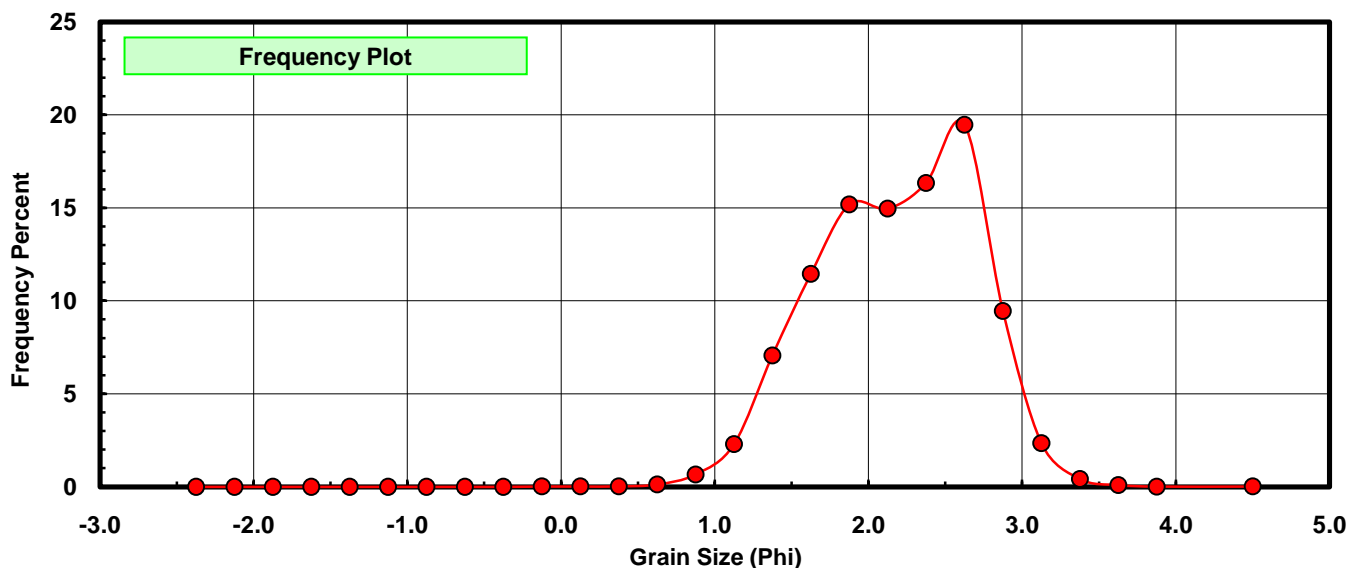
Sieve Size (phi)	Sieve Midpt (phi)	Weight (grams)	Freq Weight %	Cumulative Weight %
-2.25	-2.375	0.000	0.000	0.000
-2.00	-2.125	0.000	0.000	0.000
-1.75	-1.875	0.000	0.000	0.000
-1.50	-1.625	0.000	0.000	0.000
-1.25	-1.375	0.000	0.000	0.000
-1.00	-1.125	0.000	0.000	0.000
-0.75	-0.875	0.000	0.000	0.000
-0.50	-0.625	0.000	0.000	0.000
-0.25	-0.375	0.000	0.000	0.000
0.00	-0.125	0.009	0.018	0.018
0.25	0.125	0.009	0.018	0.037
0.50	0.375	0.013	0.026	0.063
0.75	0.625	0.063	0.128	0.191
1.00	0.875	0.329	0.668	0.859
1.25	1.125	1.129	2.293	3.152
1.50	1.375	3.481	7.070	10.223
1.75	1.625	5.634	11.444	21.666
2.00	1.875	7.474	15.181	36.847
2.25	2.125	7.363	14.955	51.803
2.50	2.375	8.046	16.343	68.145
2.75	2.625	9.589	19.477	87.622
3.00	2.875	4.659	9.463	97.085
3.25	3.125	1.160	2.356	99.441
3.50	3.375	0.210	0.427	99.868
3.75	3.625	0.048	0.097	99.965
4.00	3.875	0.008	0.016	99.982
5.00	4.500	0.009	0.018	100.000

Statistical Results			
Mean:	2.1826	phi	(0.2203 mm)
Standard Dev:	0.5145	phi-units	(0.7 mm)
Skewness:	-0.2360	dimensionless	
Kurtosis:	2.5782	dimensionless	
5th Moment:	-1.5733	dimensionless	
6th Moment:	13.1624	dimensionless	
RARD *	0.2357	dimensionless	
Median	2.0949	phi	(0.2341 mm)

* RARD = reciprocal absolute relative dispersion (see below)

Statistical Explanation	
Calculations based on the Method of Moments	
Skewness: 3rd Stand. Moment; Exact Gaussian = 0.0	
Kurtosis: 4th Stand. Moment; Exact Gaussian = 3.0	
For Further Explanation, See Basille et al. 2002	
Millimeter data calculated by $mm = 2^{(-\phi)}$	

Reciprocal Absolute Relative Dispersion (RARD) Scale	
< 0.5	Excellent homogeneity (e.g., beaches)
0.5 to 1.0	Good homogeneity
1.0 to 1.33	Fair homogeneity
> 1.33	Poor homogeneity (e.g., glacial)



BV-13-BB

