

Onshore Grab Sample

Sample: BV-12-BB
Sample Taken By: D. Phelps
Sample Collected On: 3/18/09
Splits? N/A

County: Brevard
Latitude: 28° 39' 21.8"
Longitude: 80° 37' 56.1"
Datum: WGS 84
Surf. Elev: N/A
Datum: N/A

Fine Data Summary

Total Sample Weight 60.304 grams
Total Fines in Sample 0.066 grams
Total Percent Fines 0.11 %

Dry Sieving Summary

Total Sample Weight 60.263 grams
Total Digested Weight 43.395 grams
Total Carbonate Weight 16.868 grams
Total Silica % 72.01 %
Total Carbonate % 27.99 %
Carbonate/Silica Ratio 0.389

General Comments:

None

Description

Worked By: M. Ladle

Pre-Digestion Grain Size Distribution

Onshore Grab Sample

Sample: BV-12-BB

Total Sample Mass: 60.263 grams

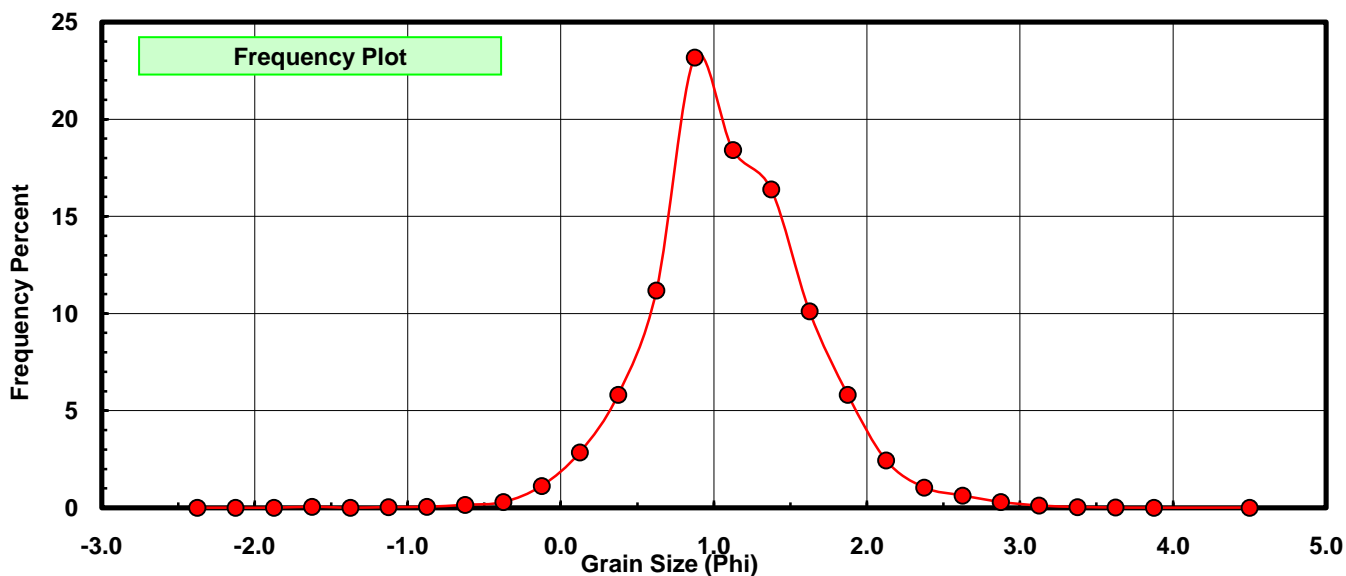
Sieve Size (phi)	Sieve Midpt (phi)	Weight (grams)	Freq Weight %	Cumulative Weight %
-2.25	-2.375	0.000	0.000	0.000
-2.00	-2.125	0.000	0.000	0.000
-1.75	-1.875	0.000	0.000	0.000
-1.50	-1.625	0.029	0.048	0.048
-1.25	-1.375	0.000	0.000	0.048
-1.00	-1.125	0.018	0.030	0.078
-0.75	-0.875	0.029	0.048	0.126
-0.50	-0.625	0.089	0.148	0.274
-0.25	-0.375	0.175	0.290	0.564
0.00	-0.125	0.677	1.123	1.688
0.25	0.125	1.721	2.856	4.543
0.50	0.375	3.507	5.819	10.363
0.75	0.625	6.734	11.174	21.537
1.00	0.875	13.962	23.168	44.706
1.25	1.125	11.092	18.406	63.112
1.50	1.375	9.873	16.383	79.495
1.75	1.625	6.089	10.104	89.599
2.00	1.875	3.507	5.819	95.418
2.25	2.125	1.473	2.444	97.863
2.50	2.375	0.627	1.040	98.903
2.75	2.625	0.380	0.631	99.534
3.00	2.875	0.179	0.297	99.831
3.25	3.125	0.068	0.113	99.944
3.50	3.375	0.024	0.040	99.983
3.75	3.625	0.006	0.010	99.993
4.00	3.875	0.001	0.002	99.995
5.00	4.50	0.003	0.005	100.000

Statistical Results			
Mean:	1.1059	phi	(0.4646 mm)
Standard Dev:	0.5327	phi-units	(0.6912 mm)
Skewness:	0.1847	dimensionless	
Kurtosis:	4.1632	dimensionless	
5th Moment:	1.4123	dimensionless	
6th Moment:	40.2138	dimensionless	
RARD *	0.4817	dimensionless	
Median	0.9469	phi	(0.5187 mm)

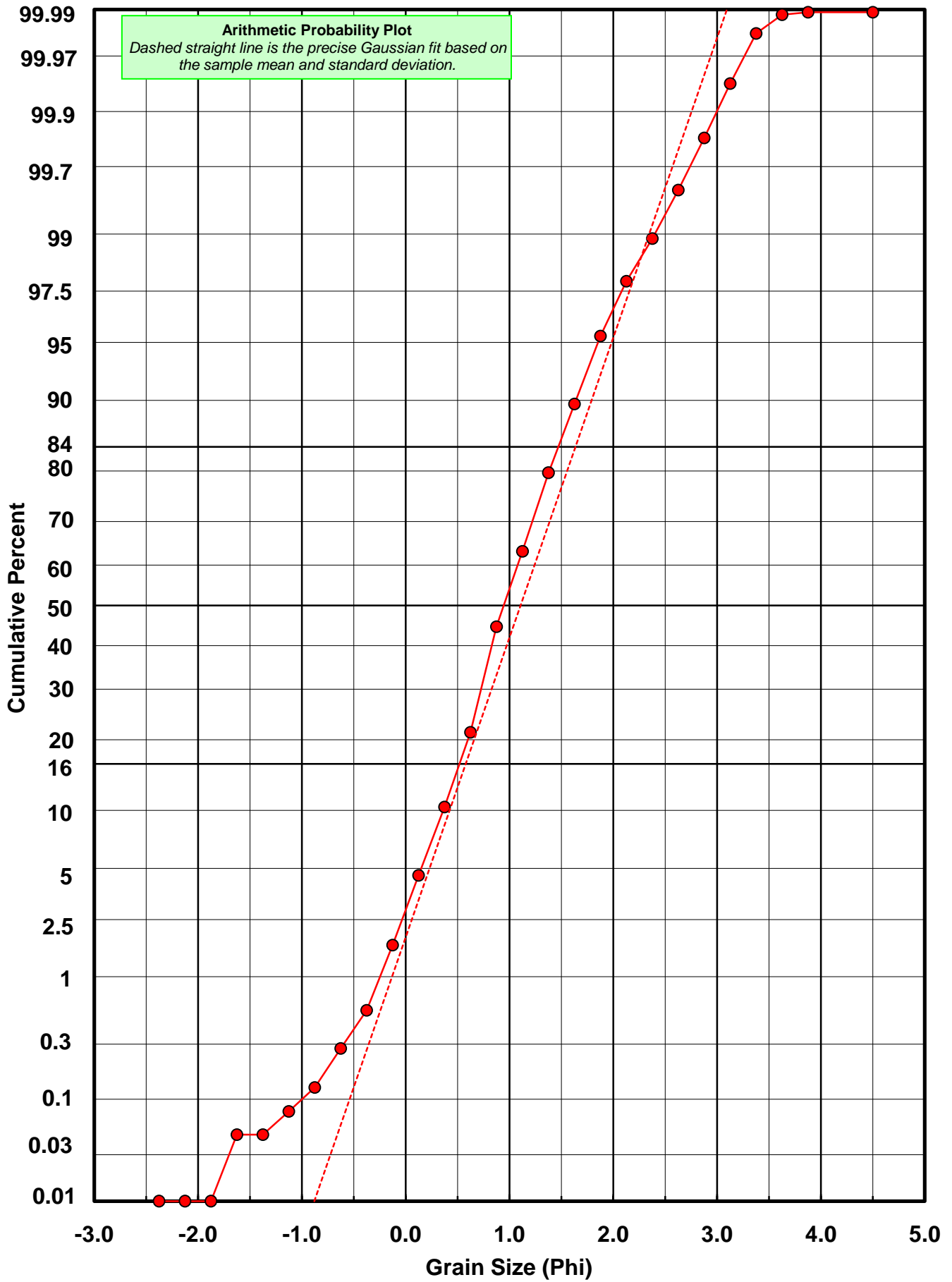
* RARD = reciprocal absolute relative dispersion (see below)

Statistical Explanation	
Calculations based on the Method of Moments	
Skewness: 3rd Stand. Moment; Exact Gaussian = 0.0	
Kurtosis: 4th Stand. Moment; Exact Gaussian = 3.0	
For Further Explanation, See Basille et al. 2002	
Millimeter data calculated by $mm = 2^{(-\phi)}$	

Reciprocal Absolute Relative Dispersion (RARD) Scale	
< 0.5	Excellent homogeneity (e.g., beaches)
0.5 to 1.0	Good homogeneity
1.0 to 1.33	Fair homogeneity
> 1.33	Poor homogeneity (e.g., glacial)



BV-12-BB



Carbonate Grain Size Distribution

Onshore Grab Sample

Sample: BV-12-BB

Total Carbonate Mass: 16.875 grams

% Carbonate: 28.0 %

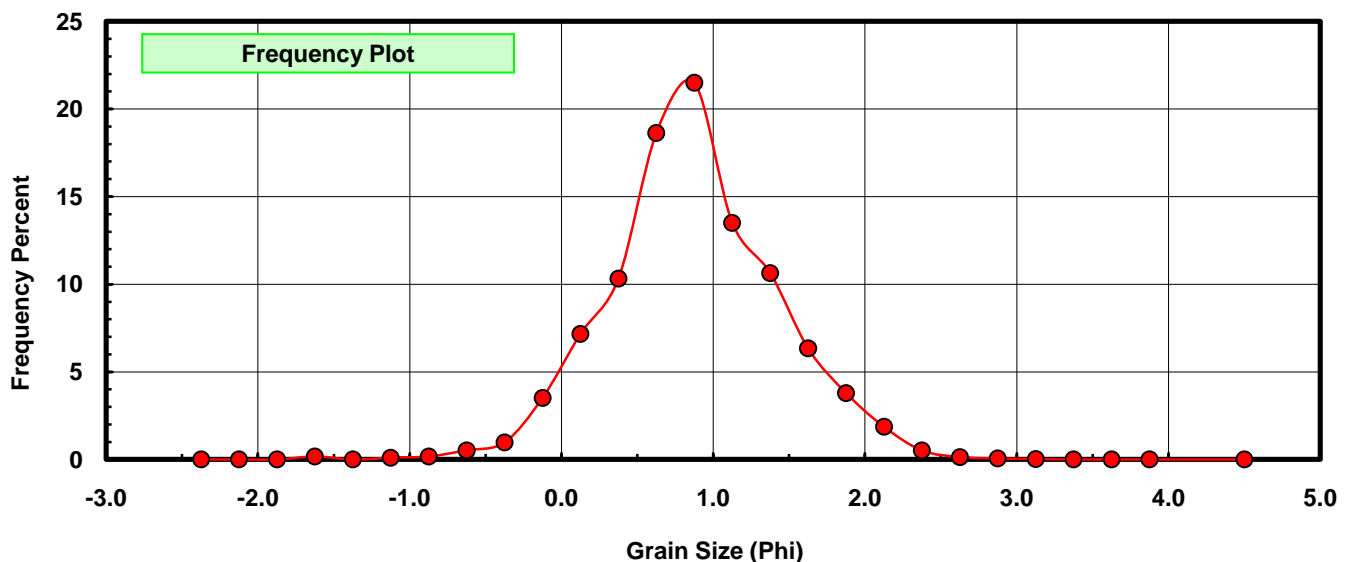
Sieve Size (phi)	Sieve Midpt (phi)	Weight (grams)	Freq Weight %	Cumulative Weight %
-2.25	-2.375	0.000	0.000	0.000
-2.00	-2.125	0.000	0.000	0.000
-1.75	-1.875	0.000	0.000	0.000
-1.50	-1.625	0.029	0.172	0.172
-1.25	-1.375	0.000	0.000	0.172
-1.00	-1.125	0.018	0.107	0.279
-0.75	-0.875	0.029	0.172	0.450
-0.50	-0.625	0.089	0.527	0.978
-0.25	-0.375	0.166	0.984	1.961
0.00	-0.125	0.594	3.520	5.481
0.25	0.125	1.210	7.170	12.652
0.50	0.375	1.742	10.323	22.975
0.75	0.625	3.145	18.637	41.612
1.00	0.875	3.627	21.493	63.105
1.25	1.125	2.279	13.505	76.610
1.50	1.375	1.796	10.643	87.253
1.75	1.625	1.070	6.341	93.594
2.00	1.875	0.640	3.793	97.387
2.25	2.125	0.315	1.867	99.253
2.50	2.375	0.087	0.516	99.769
2.75	2.625	0.024	0.142	99.911
3.00	2.875	0.010	0.059	99.970
3.25	3.125	0.005	0.030	100.000
3.50	3.375	0.000	0.000	100.000
3.75	3.625	0.000	0.000	100.000
4.00	3.875	0.000	0.000	100.000
5.00	4.500	0.000	0.000	100.000

Statistical Results			
Mean:	0.8660	phi	(0.5487 mm)
Standard Dev:	0.5814	phi-units	(0.6683 mm)
Skewness:	-0.0251	dimensionless	
Kurtosis:	3.5622	dimensionless	
5th Moment:	-2.0272	dimensionless	
6th Moment:	26.8254	dimensionless	
RARD *	0.6714	dimensionless	
Median	0.7226	phi	(0.606 mm)

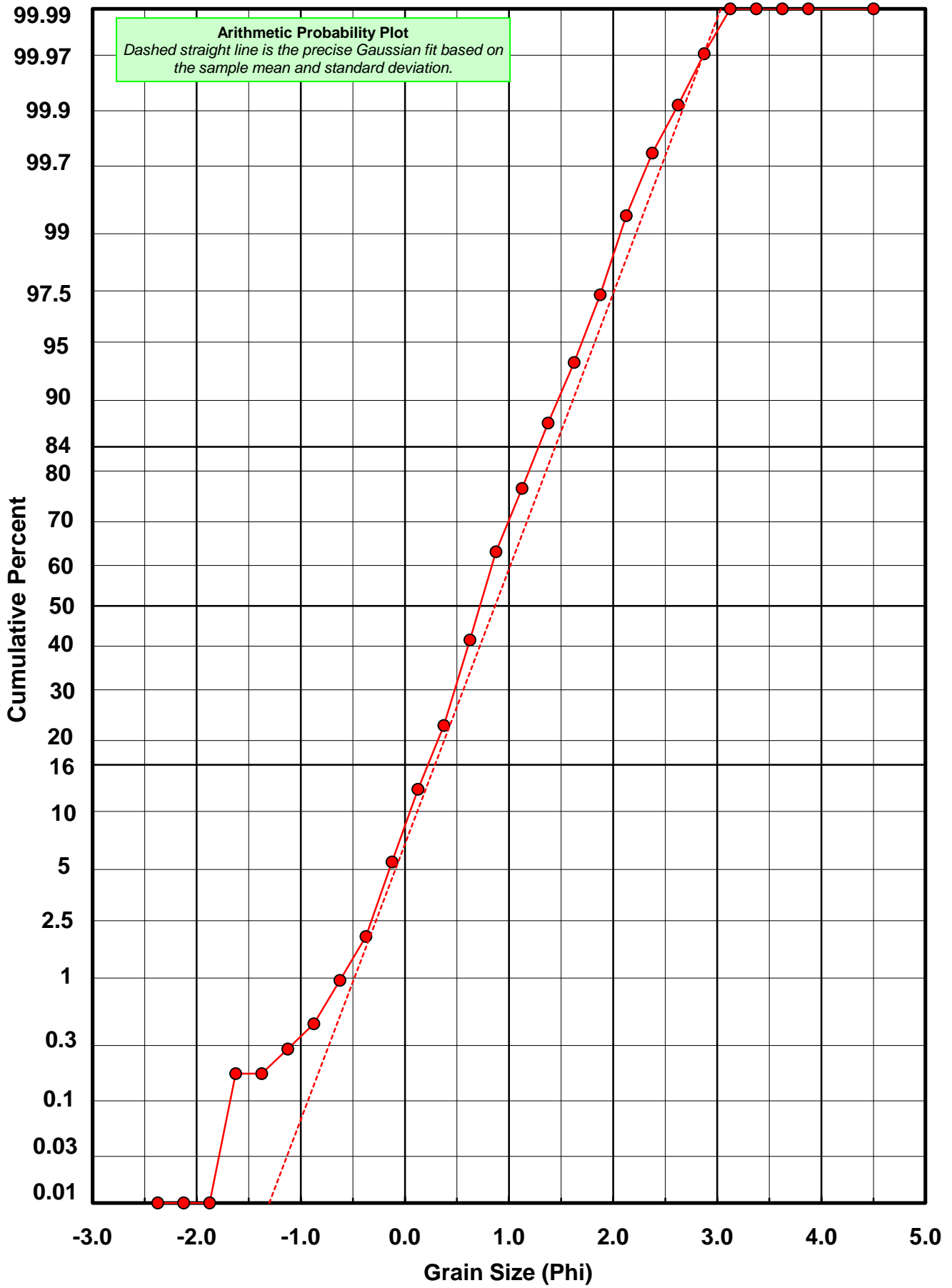
* RARD = reciprocal absolute relative dispersion (see below)

Statistical Explanation	
Calculations based on the Method of Moments	
Skewness: 3rd Stand. Moment; Exact Gaussian = 0.0	
Kurtosis: 4th Stand. Moment; Exact Gaussian = 3.0	
For Further Explanation, See Basille et al. 2002	
Millimeter data calculated by $mm = 2^{(-\phi)}$	

Reciprocal Absolute Relative Dispersion (RARD) Scale	
< 0.5	Excellent homogeneity (e.g., beaches)
0.5 to 1.0	Good homogeneity
1.0 to 1.33	Fair homogeneity
> 1.33	Poor homogeneity (e.g., glacial)



BV-12-BB



Post-Digestion Grain Size Distribution

Onshore Grab Sample

Sample: BV-12-BB

Total Digested Mass: 43.395 grams

% Silica: 72.0 %

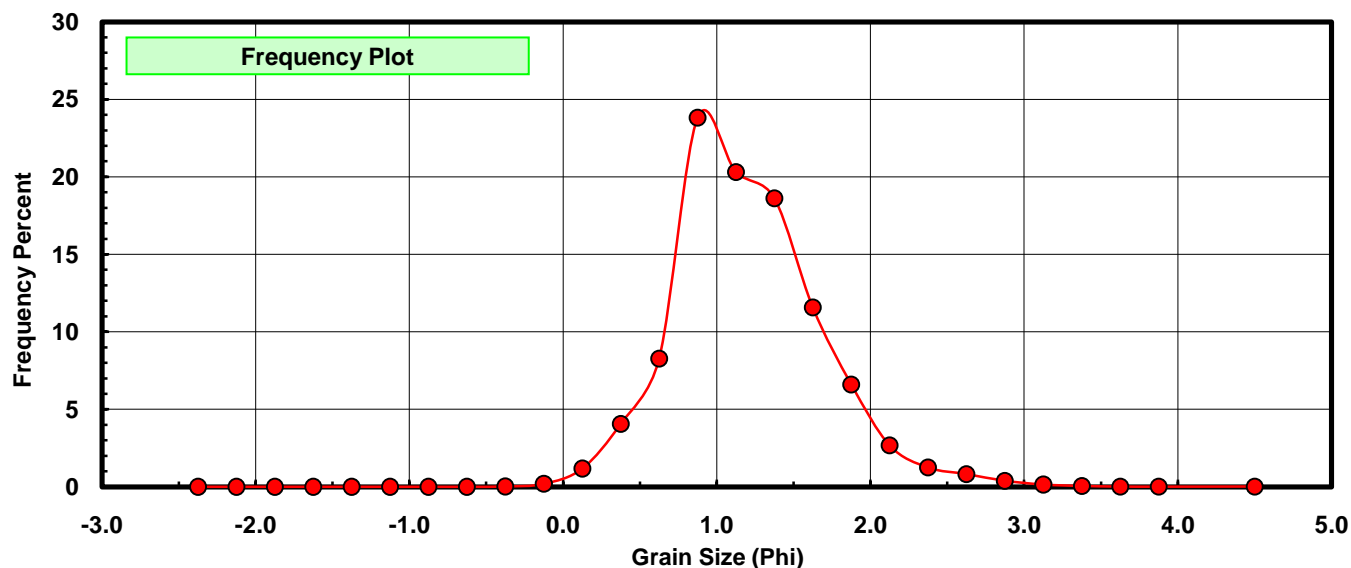
Sieve Size (phi)	Sieve Midpt (phi)	Weight (grams)	Freq Weight %	Cumulative Weight %
-2.25	-2.375	0.000	0.000	0.000
-2.00	-2.125	0.000	0.000	0.000
-1.75	-1.875	0.000	0.000	0.000
-1.50	-1.625	0.000	0.000	0.000
-1.25	-1.375	0.000	0.000	0.000
-1.00	-1.125	0.000	0.000	0.000
-0.75	-0.875	0.000	0.000	0.000
-0.50	-0.625	0.000	0.000	0.000
-0.25	-0.375	0.009	0.021	0.021
0.00	-0.125	0.083	0.191	0.212
0.25	0.125	0.511	1.178	1.390
0.50	0.375	1.765	4.067	5.457
0.75	0.625	3.589	8.271	13.727
1.00	0.875	10.335	23.816	37.543
1.25	1.125	8.813	20.309	57.852
1.50	1.375	8.077	18.613	76.465
1.75	1.625	5.019	11.566	88.031
2.00	1.875	2.867	6.607	94.638
2.25	2.125	1.158	2.669	97.306
2.50	2.375	0.540	1.244	98.551
2.75	2.625	0.356	0.820	99.371
3.00	2.875	0.169	0.389	99.760
3.25	3.125	0.063	0.145	99.906
3.50	3.375	0.024	0.055	99.961
3.75	3.625	0.006	0.014	99.975
4.00	3.875	0.003	0.007	99.982
5.00	4.500	0.008	0.018	100.000

Statistical Results			
Mean:	1.1997	phi	(0.4354 mm)
Standard Dev:	0.4898	phi-units	(0.7121 mm)
Skewness:	0.6358	dimensionless	
Kurtosis:	4.2926	dimensionless	
5th Moment:	9.6885	dimensionless	
6th Moment:	50.6349	dimensionless	
RARD *	0.4083	dimensionless	
Median	1.0283	phi	(0.4903 mm)

* RARD = reciprocal absolute relative dispersion (see below)

Statistical Explanation	
Calculations based on the Method of Moments	
Skewness: 3rd Stand. Moment; Exact Gaussian = 0.0	
Kurtosis: 4th Stand. Moment; Exact Gaussian = 3.0	
For Further Explanation, See Basille et al. 2002	
Millimeter data calculated by $mm = 2^{(-phi)}$	

Reciprocal Absolute Relative Dispersion (RARD) Scale	
< 0.5	Excellent homogeneity (e.g., beaches)
0.5 to 1.0	Good homogeneity
1.0 to 1.33	Fair homogeneity
> 1.33	Poor homogeneity (e.g., glacial)



BV-12-BB

