

Onshore Grab Sample

Sample: BV-08-BB
Sample Taken By: D. Phelps
Sample Collected On: 3/18/09
Splits? N/A

County: Brevard
Latitude: 28° 42' 8.0"
Longitude: 80° 40' 0.8"
Datum: WGS 84
Surf. Elev: N/A
Datum: N/A

Fine Data Summary

Total Sample Weight 60.426 grams
Total Fines in Sample 0.114 grams
Total Percent Fines 0.19 %

Dry Sieving Summary

Total Sample Weight 60.293 grams
Total Digested Weight 43.913 grams
Total Carbonate Weight 16.380 grams
Total Silica % 72.83 %
Total Carbonate % 27.17 %
Carbonate/Silica Ratio 0.373

General Comments:

None

Description

Worked By: M. Ladle

Pre-Digestion Grain Size Distribution

Onshore Grab Sample

Sample: BV-08-BB

Total Sample Mass: 60.293 grams

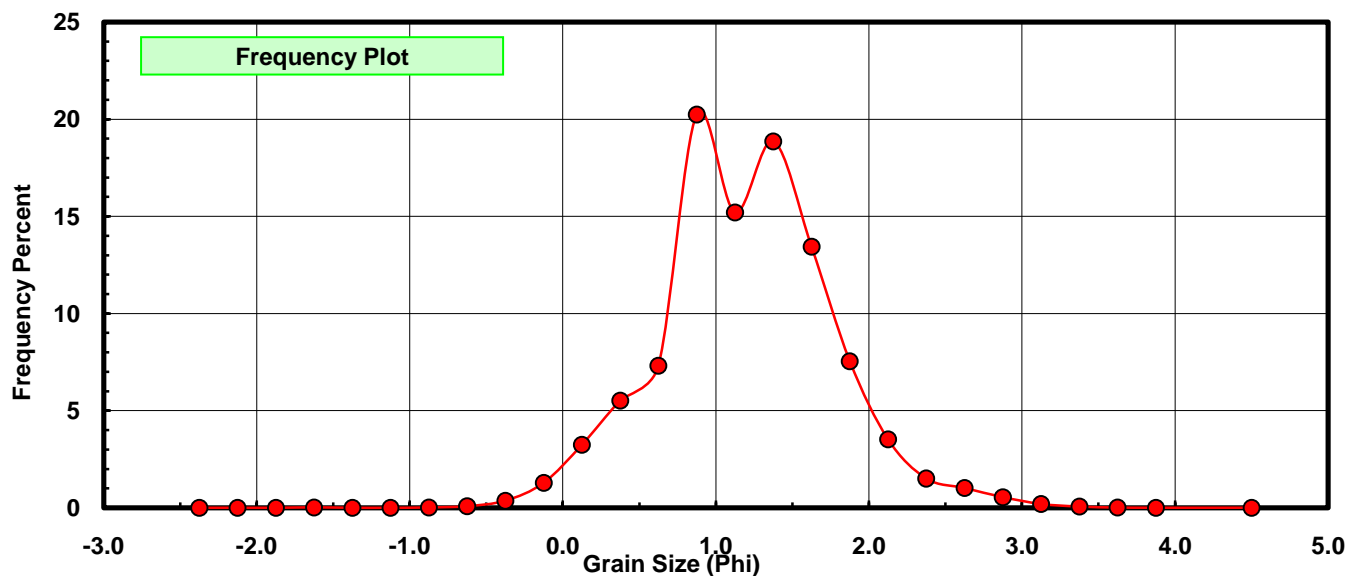
Sieve Size (phi)	Sieve Midpt (phi)	Weight (grams)	Freq Weight %	Cumulative Weight %
-2.25	-2.375	0.000	0.000	0.000
-2.00	-2.125	0.000	0.000	0.000
-1.75	-1.875	0.000	0.000	0.000
-1.50	-1.625	0.013	0.022	0.022
-1.25	-1.375	0.000	0.000	0.022
-1.00	-1.125	0.000	0.000	0.022
-0.75	-0.875	0.010	0.017	0.038
-0.50	-0.625	0.050	0.083	0.121
-0.25	-0.375	0.221	0.367	0.488
0.00	-0.125	0.773	1.282	1.770
0.25	0.125	1.953	3.239	5.009
0.50	0.375	3.328	5.520	10.529
0.75	0.625	4.411	7.316	17.845
1.00	0.875	12.201	20.236	38.081
1.25	1.125	9.165	15.201	53.281
1.50	1.375	11.373	18.863	72.144
1.75	1.625	8.103	13.439	85.584
2.00	1.875	4.551	7.548	93.132
2.25	2.125	2.123	3.521	96.653
2.50	2.375	0.908	1.506	98.159
2.75	2.625	0.615	1.020	99.179
3.00	2.875	0.330	0.547	99.726
3.25	3.125	0.118	0.196	99.922
3.50	3.375	0.037	0.061	99.983
3.75	3.625	0.007	0.012	99.995
4.00	3.875	0.001	0.002	99.997
5.00	4.50	0.002	0.003	100.000

Statistical Results			
Mean:	1.1958	phi	(0.4366 mm)
Standard Dev:	0.5713	phi-units	(0.673 mm)
Skewness:	0.1195	dimensionless	
Kurtosis:	3.5970	dimensionless	
5th Moment:	1.5699	dimensionless	
6th Moment:	25.2847	dimensionless	
RARD *	0.4778	dimensionless	
Median	1.0710	phi	(0.476 mm)

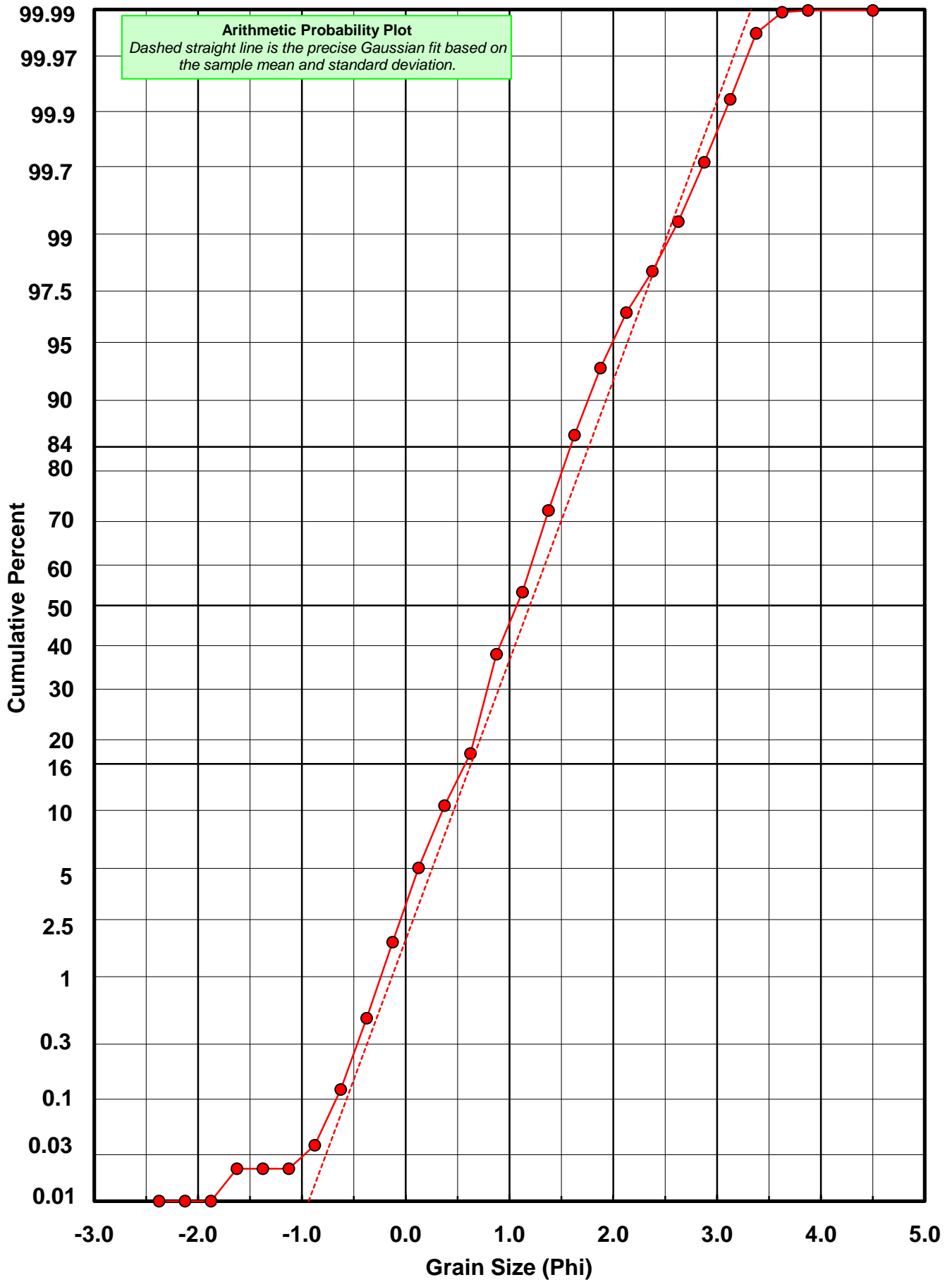
* RARD = reciprocal absolute relative dispersion (see below)

Statistical Explanation
Calculations based on the Method of Moments
Skewness: 3rd Stand. Moment; Exact Gaussian = 0.0
Kurtosis: 4th Stand. Moment; Exact Gaussian = 3.0
For Further Explanation, See Basille et al. 2002
Millimeter data calculated by $mm = 2^{(-phi)}$

Reciprocal Absolute Relative Dispersion (RARD) Scale	
< 0.5	Excellent homogeneity (e.g., beaches)
0.5 to 1.0	Good homogeneity
1.0 to 1.33	Fair homogeneity
> 1.33	Poor homogeneity (e.g., glacial)



BV-08-BB



Carbonate Grain Size Distribution

Onshore Grab Sample

Sample: BV-08-BB

Total Carbonate Mass: 16.393 grams

% Carbonate: 27.2 %

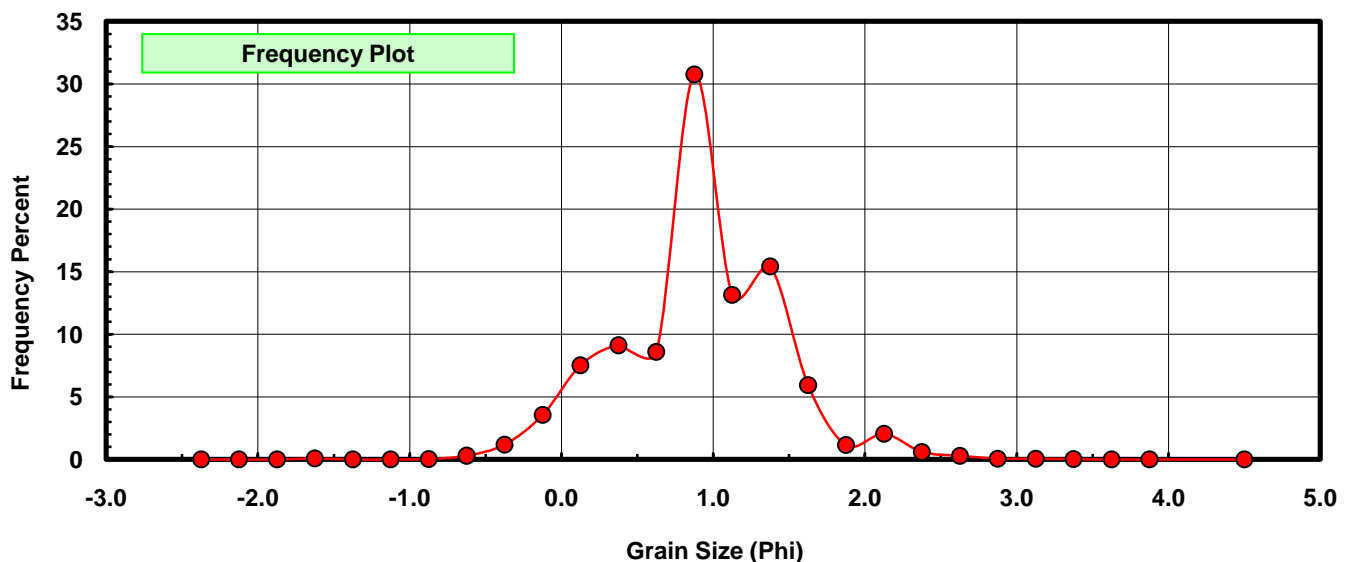
Sieve Size (phi)	Sieve Midpt (phi)	Weight (grams)	Freq Weight %	Cumulative Weight %
-2.25	-2.375	0.000	0.000	0.000
-2.00	-2.125	0.000	0.000	0.000
-1.75	-1.875	0.000	0.000	0.000
-1.50	-1.625	0.013	0.079	0.079
-1.25	-1.375	0.000	0.000	0.079
-1.00	-1.125	0.000	0.000	0.079
-0.75	-0.875	0.007	0.043	0.122
-0.50	-0.625	0.050	0.305	0.427
-0.25	-0.375	0.196	1.196	1.623
0.00	-0.125	0.583	3.556	5.179
0.25	0.125	1.234	7.528	12.707
0.50	0.375	1.496	9.126	21.832
0.75	0.625	1.409	8.595	30.428
1.00	0.875	5.042	30.757	61.185
1.25	1.125	2.157	13.158	74.343
1.50	1.375	2.530	15.433	89.776
1.75	1.625	0.973	5.935	95.712
2.00	1.875	0.190	1.159	96.871
2.25	2.125	0.337	2.056	98.926
2.50	2.375	0.099	0.604	99.530
2.75	2.625	0.049	0.299	99.829
3.00	2.875	0.012	0.073	99.902
3.25	3.125	0.011	0.067	99.969
3.50	3.375	0.005	0.031	100.000
3.75	3.625	0.000	0.000	100.000
4.00	3.875	0.000	0.000	100.000
5.00	4.500	0.000	0.000	100.000

Statistical Results			
Mean:	0.9035	phi	(0.5346 mm)
Standard Dev:	0.5576	phi-units	(0.6794 mm)
Skewness:	-0.0036	dimensionless	
Kurtosis:	3.6772	dimensionless	
5th Moment:	0.6338	dimensionless	
6th Moment:	28.0968	dimensionless	
RARD *	0.6172	dimensionless	
Median	0.7841	phi	(0.5807 mm)

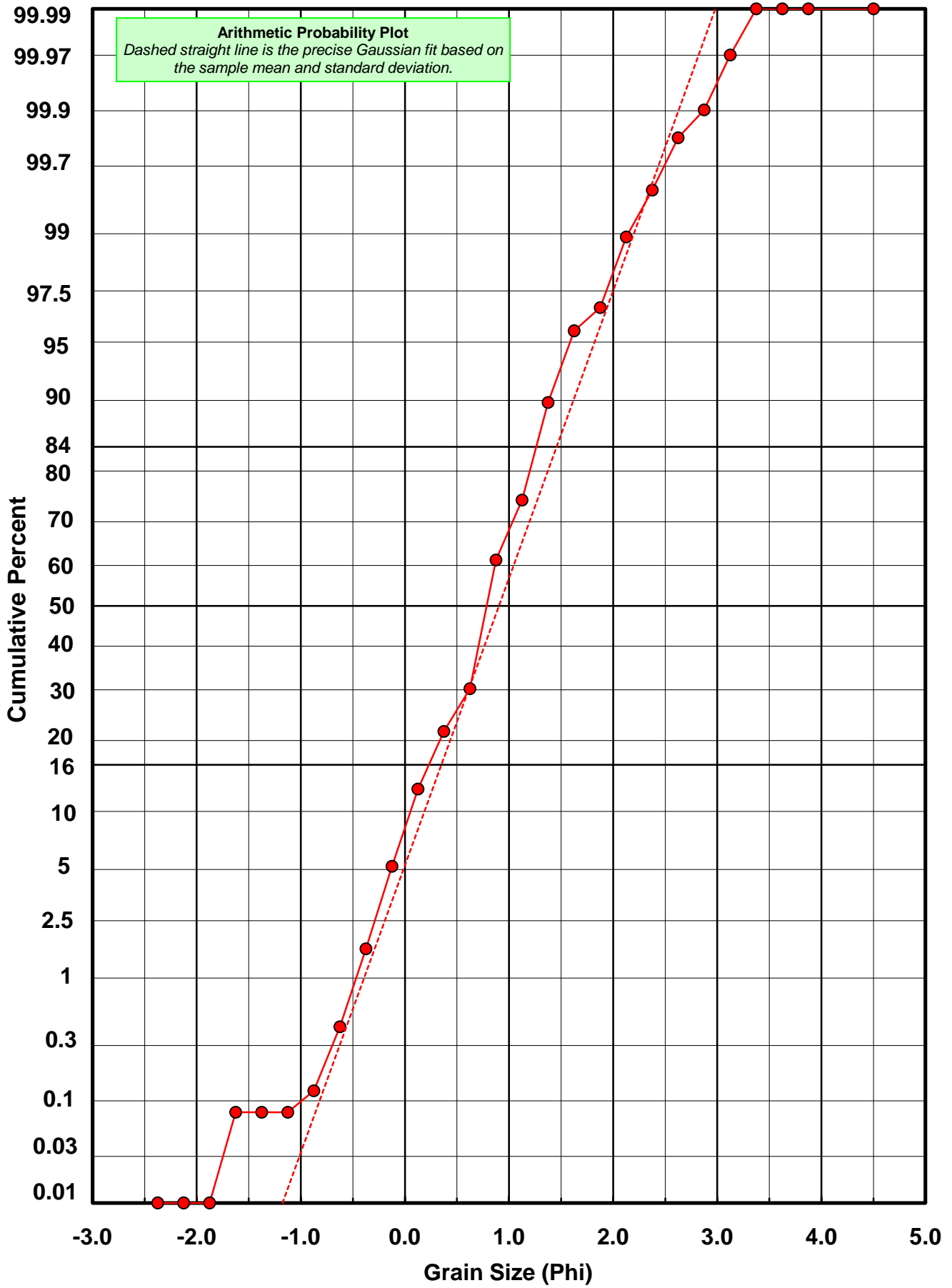
* RARD = reciprocal absolute relative dispersion (see below)

Statistical Explanation	
Calculations based on the Method of Moments	
Skewness: 3rd Stand. Moment; Exact Gaussian = 0.0	
Kurtosis: 4th Stand. Moment; Exact Gaussian = 3.0	
For Further Explanation, See Basille et al. 2002	
Millimeter data calculated by $mm = 2^{(-\phi)}$	

Reciprocal Absolute Relative Dispersion (RARD) Scale	
< 0.5	Excellent homogeneity (e.g., beaches)
0.5 to 1.0	Good homogeneity
1.0 to 1.33	Fair homogeneity
> 1.33	Poor homogeneity (e.g., glacial)



BV-08-BB



Post-Digestion Grain Size Distribution

Onshore Grab Sample

Sample: BV-08-BB

Total Digested Mass: 43.913 grams

% Silica: 72.8 %

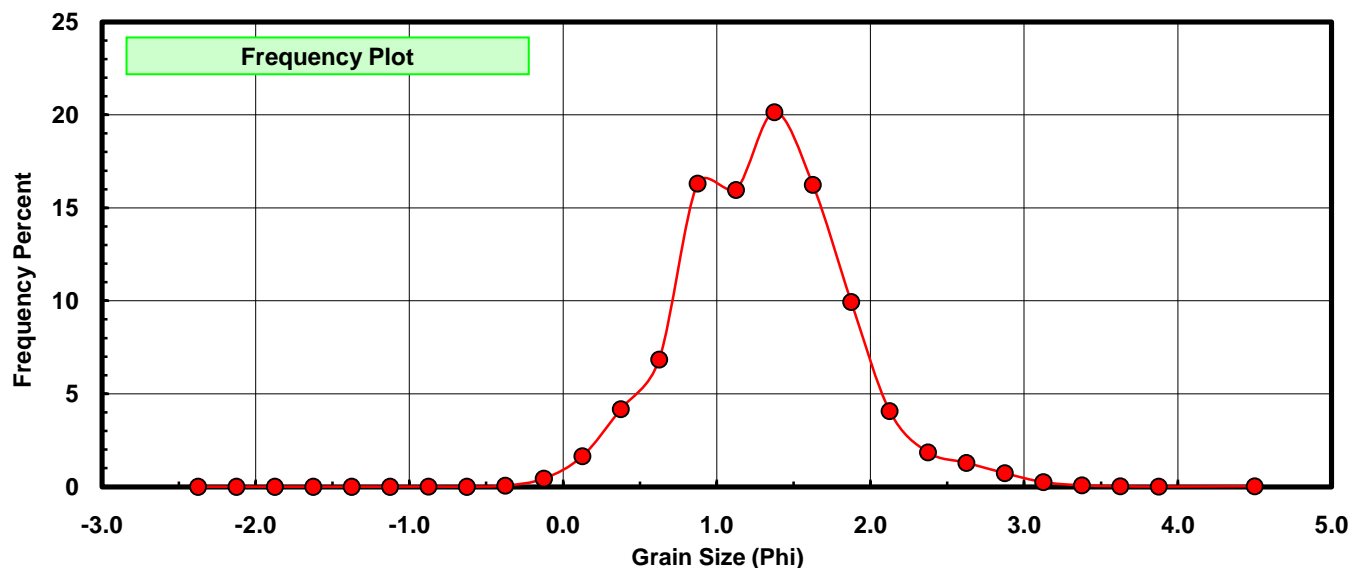
Sieve Size (phi)	Sieve Midpt (phi)	Weight (grams)	Freq Weight %	Cumulative Weight %
-2.25	-2.375	0.000	0.000	0.000
-2.00	-2.125	0.000	0.000	0.000
-1.75	-1.875	0.000	0.000	0.000
-1.50	-1.625	0.000	0.000	0.000
-1.25	-1.375	0.000	0.000	0.000
-1.00	-1.125	0.000	0.000	0.000
-0.75	-0.875	0.003	0.007	0.007
-0.50	-0.625	0.000	0.000	0.007
-0.25	-0.375	0.025	0.057	0.064
0.00	-0.125	0.190	0.433	0.496
0.25	0.125	0.719	1.637	2.134
0.50	0.375	1.832	4.172	6.306
0.75	0.625	3.002	6.836	13.142
1.00	0.875	7.159	16.303	29.445
1.25	1.125	7.008	15.959	45.403
1.50	1.375	8.843	20.138	65.541
1.75	1.625	7.130	16.237	81.778
2.00	1.875	4.361	9.931	91.709
2.25	2.125	1.786	4.067	95.776
2.50	2.375	0.809	1.842	97.618
2.75	2.625	0.566	1.289	98.907
3.00	2.875	0.318	0.724	99.631
3.25	3.125	0.107	0.244	99.875
3.50	3.375	0.032	0.073	99.948
3.75	3.625	0.010	0.023	99.970
4.00	3.875	0.003	0.007	99.977
5.00	4.500	0.010	0.023	100.000

Statistical Results			
Mean:	1.3058	phi	(0.4045 mm)
Standard Dev:	0.5451	phi-units	(0.6853 mm)
Skewness:	0.2935	dimensionless	
Kurtosis:	3.6919	dimensionless	
5th Moment:	4.8122	dimensionless	
6th Moment:	31.1399	dimensionless	
RARD *	0.4175	dimensionless	
Median	1.1821	phi	(0.4407 mm)

* RARD = reciprocal absolute relative dispersion (see below)

Statistical Explanation	
Calculations based on the Method of Moments	
Skewness: 3rd Stand. Moment; Exact Gaussian = 0.0	
Kurtosis: 4th Stand. Moment; Exact Gaussian = 3.0	
For Further Explanation, See Basille et al. 2002	
Millimeter data calculated by $mm = 2^{(-\phi)}$	

Reciprocal Absolute Relative Dispersion (RARD) Scale	
< 0.5	Excellent homogeneity (e.g., beaches)
0.5 to 1.0	Good homogeneity
1.0 to 1.33	Fair homogeneity
> 1.33	Poor homogeneity (e.g., glacial)



BV-08-BB

