

Onshore Grab Sample

Sample: BV-07-BB
Sample Taken By: D. Phelps
Sample Collected On: 3/19/09
Splits? N/A

County: Brevard
Latitude: 28° 43' 47.2"
Longitude: 80° 40' 33.7"
Datum: WGS 84
Surf. Elev: N/A
Datum: N/A

Fine Data Summary

Total Sample Weight 54.302 grams
Total Fines in Sample 0.109 grams
Total Percent Fines 0.20 %

Dry Sieving Summary

Total Sample Weight 54.230 grams
Total Digested Weight 35.572 grams
Total Carbonate Weight 18.658 grams
Total Silica % 65.59 %
Total Carbonate % 34.41 %
Carbonate/Silica Ratio 0.525

General Comments:

None

Description

Worked By: M. Ladle

Pre-Digestion Grain Size Distribution

Onshore Grab Sample

Sample: BV-07-BB

Total Sample Mass: 54.230 grams

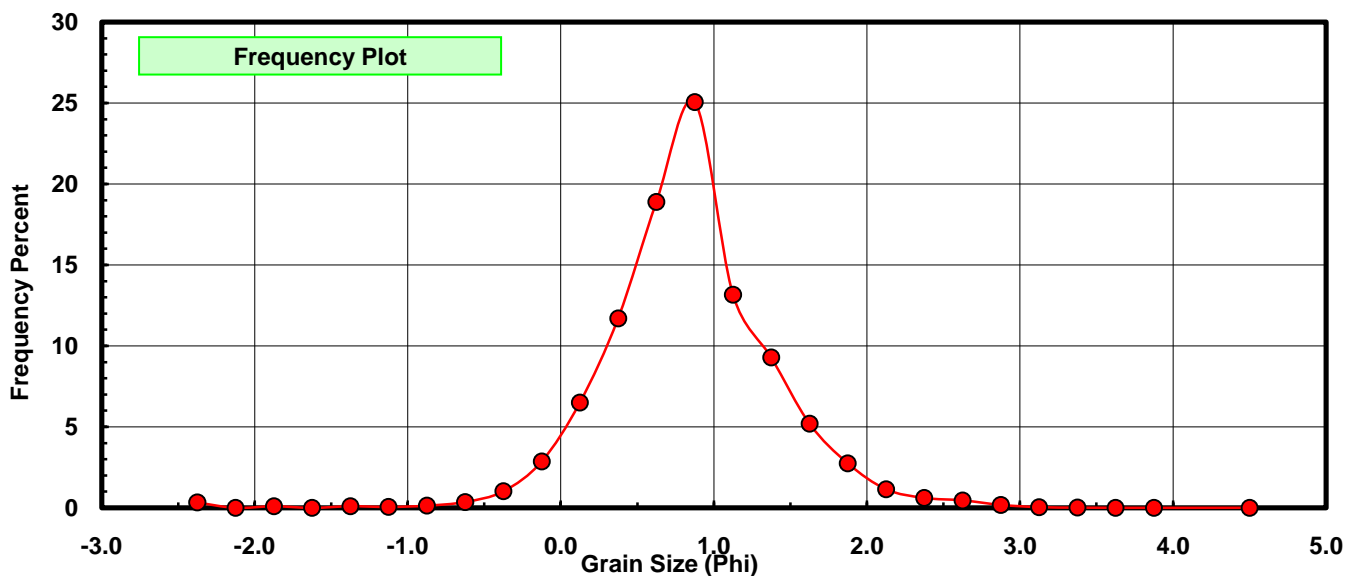
Sieve Size (phi)	Sieve Midpt (phi)	Weight (grams)	Freq Weight %	Cumulative Weight %
-2.25	-2.375	0.179	0.330	0.330
-2.00	-2.125	0.000	0.000	0.330
-1.75	-1.875	0.052	0.096	0.426
-1.50	-1.625	0.000	0.000	0.426
-1.25	-1.375	0.053	0.098	0.524
-1.00	-1.125	0.030	0.055	0.579
-0.75	-0.875	0.073	0.135	0.714
-0.50	-0.625	0.196	0.361	1.075
-0.25	-0.375	0.552	1.018	2.093
0.00	-0.125	1.551	2.860	4.953
0.25	0.125	3.527	6.504	11.457
0.50	0.375	6.349	11.708	23.164
0.75	0.625	10.249	18.899	42.063
1.00	0.875	13.587	25.054	67.118
1.25	1.125	7.141	13.168	80.286
1.50	1.375	5.038	9.290	89.576
1.75	1.625	2.821	5.202	94.778
2.00	1.875	1.492	2.751	97.529
2.25	2.125	0.622	1.147	98.676
2.50	2.375	0.333	0.614	99.290
2.75	2.625	0.251	0.463	99.753
3.00	2.875	0.099	0.183	99.935
3.25	3.125	0.023	0.042	99.978
3.50	3.375	0.007	0.013	99.991
3.75	3.625	0.002	0.004	99.994
4.00	3.875	0.001	0.002	99.996
5.00	4.50	0.002	0.004	100.000

Statistical Results			
Mean:	0.8374	phi	(0.5596 mm)
Standard Dev:	0.5777	phi-units	(0.67 mm)
Skewness:	-0.3657	dimensionless	
Kurtosis:	6.9933	dimensionless	
5th Moment:	-17.0331	dimensionless	
6th Moment:	136.1712	dimensionless	
RARD *	0.6899	dimensionless	
Median	0.7042	phi	(0.6138 mm)

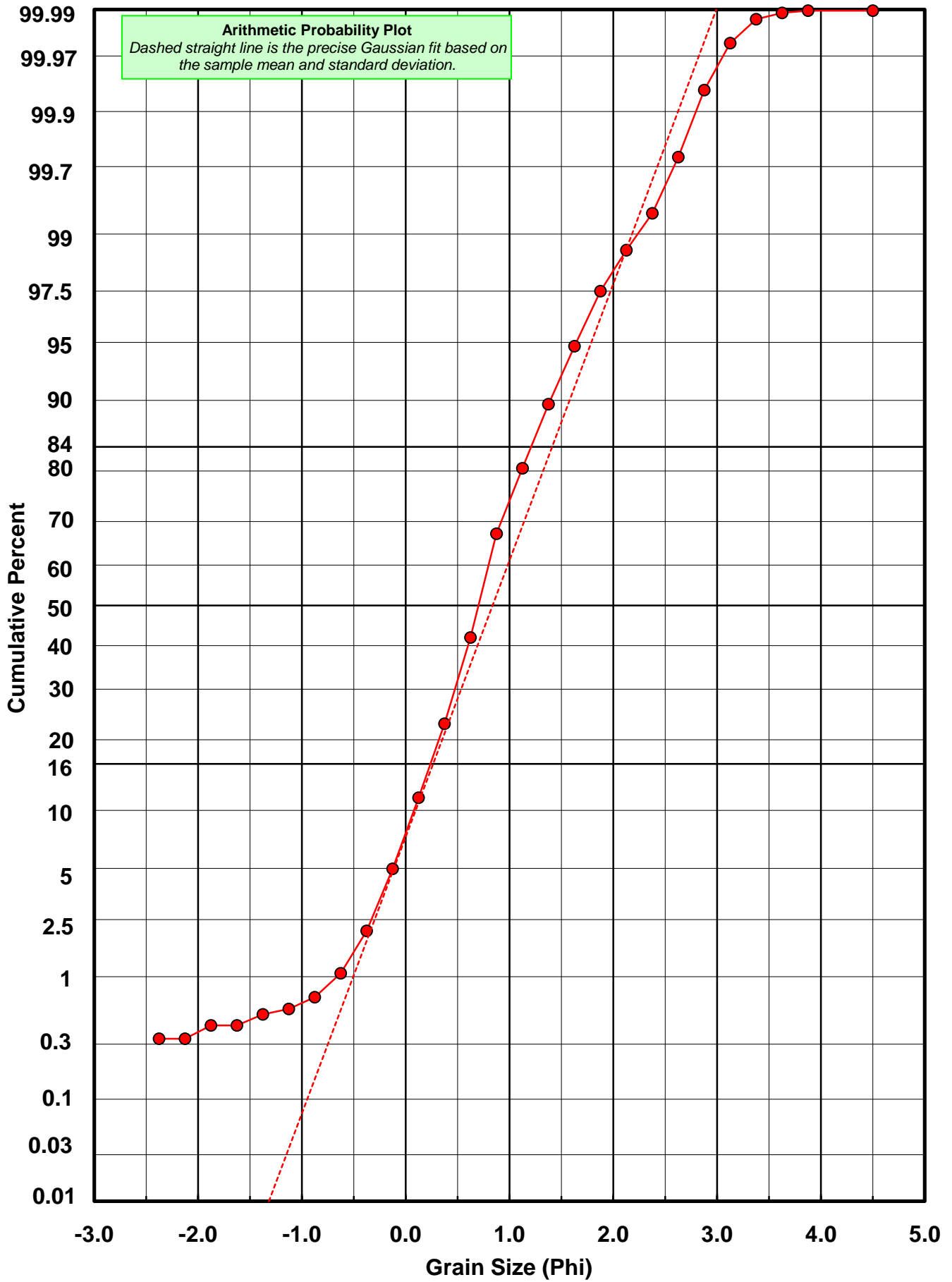
* RARD = reciprocal absolute relative dispersion (see below)

Statistical Explanation	
Calculations based on the Method of Moments	
Skewness: 3rd Stand. Moment; Exact Gaussian = 0.0	
Kurtosis: 4th Stand. Moment; Exact Gaussian = 3.0	
For Further Explanation, See Basille et al. 2002	
Millimeter data calculated by $mm = 2^{(-\phi)}$	

Reciprocal Absolute Relative Dispersion (RARD) Scale	
< 0.5	Excellent homogeneity (e.g., beaches)
0.5 to 1.0	Good homogeneity
1.0 to 1.33	Fair homogeneity
> 1.33	Poor homogeneity (e.g., glacial)



BV-07-BB



Carbonate Grain Size Distribution

Onshore Grab Sample

Sample: BV-07-BB

Total Carbonate Mass: 18.676 grams

% Carbonate: 34.4 %

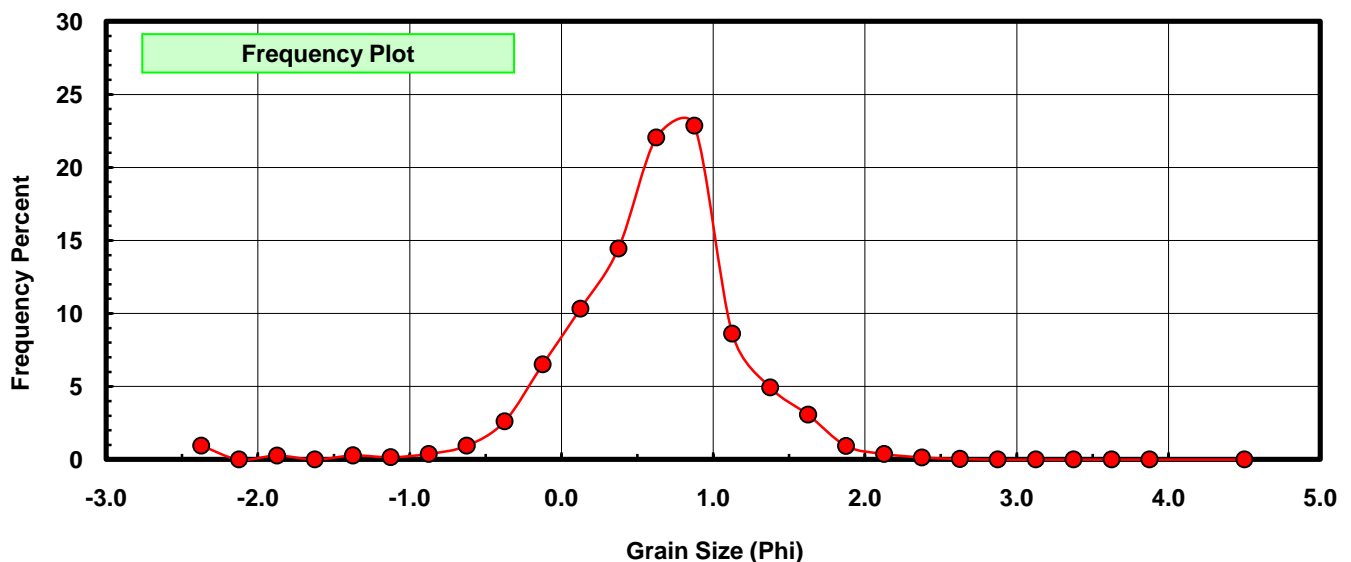
Sieve Size (phi)	Sieve Midpt (phi)	Weight (grams)	Freq Weight %	Cumulative Weight %
-2.25	-2.375	0.179	0.958	0.958
-2.00	-2.125	0.000	0.000	0.958
-1.75	-1.875	0.052	0.278	1.237
-1.50	-1.625	0.000	0.000	1.237
-1.25	-1.375	0.053	0.284	1.521
-1.00	-1.125	0.030	0.161	1.681
-0.75	-0.875	0.073	0.391	2.072
-0.50	-0.625	0.176	0.942	3.015
-0.25	-0.375	0.489	2.618	5.633
0.00	-0.125	1.216	6.511	12.144
0.25	0.125	1.930	10.334	22.478
0.50	0.375	2.699	14.452	36.930
0.75	0.625	4.118	22.050	58.979
1.00	0.875	4.270	22.864	81.843
1.25	1.125	1.611	8.626	90.469
1.50	1.375	0.924	4.948	95.417
1.75	1.625	0.573	3.068	98.485
2.00	1.875	0.175	0.937	99.422
2.25	2.125	0.072	0.386	99.807
2.50	2.375	0.028	0.150	99.957
2.75	2.625	0.008	0.043	100.000
3.00	2.875	0.000	0.000	100.000
3.25	3.125	0.000	0.000	100.000
3.50	3.375	0.000	0.000	100.000
3.75	3.625	0.000	0.000	100.000
4.00	3.875	0.000	0.000	100.000
5.00	4.500	0.000	0.000	100.000

Statistical Results			
Mean:	0.5894	phi	(0.6646 mm)
Standard Dev:	0.6200	phi-units	(0.6507 mm)
Skewness:	-1.2697	dimensionless	
Kurtosis:	7.9682	dimensionless	
5th Moment:	-28.5708	dimensionless	
6th Moment:	142.3557	dimensionless	
RARD *	1.0520	dimensionless	
Median	0.5232	phi	(0.6958 mm)

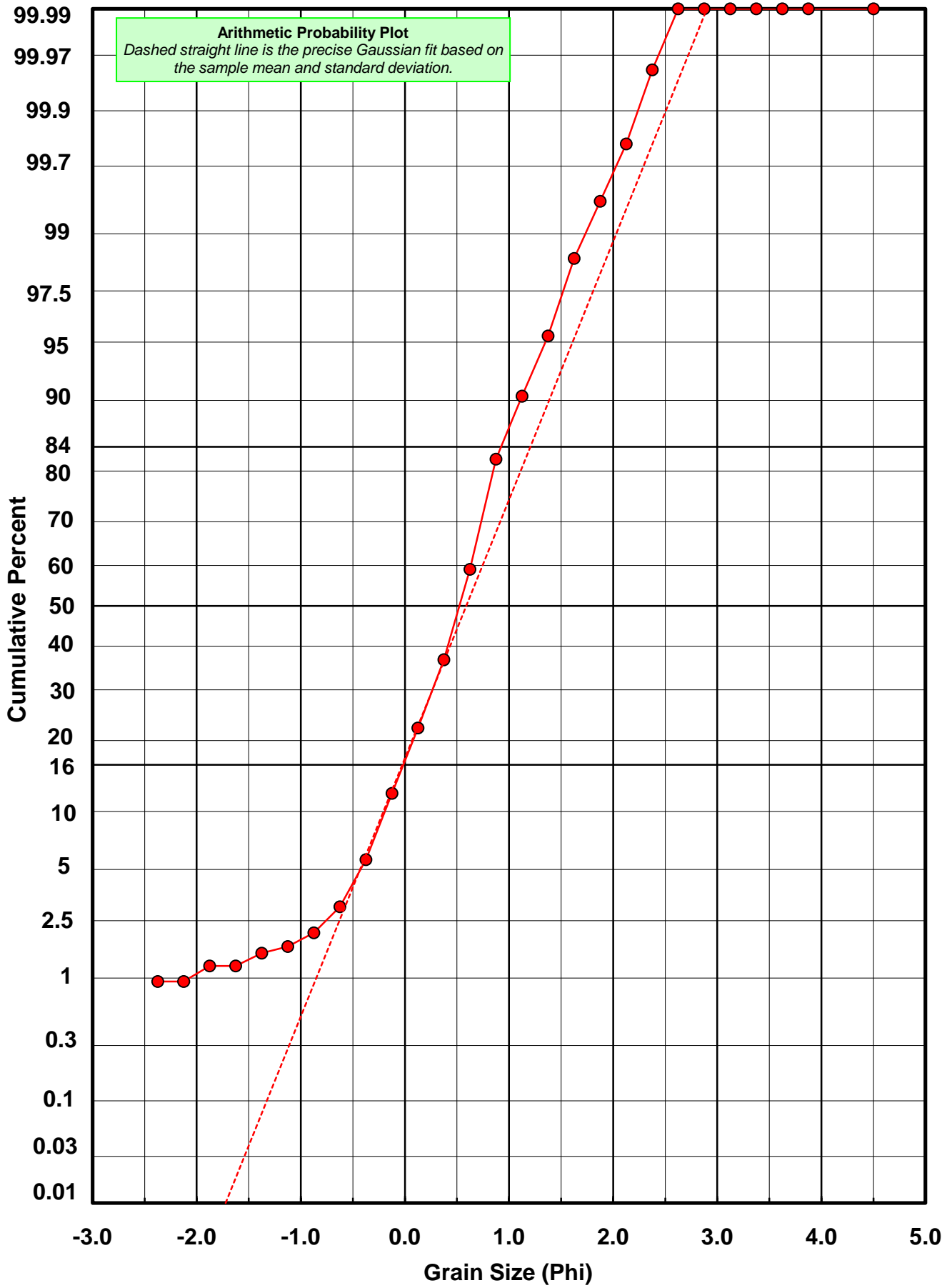
* RARD = reciprocal absolute relative dispersion (see below)

Statistical Explanation	
Calculations based on the Method of Moments	
Skewness: 3rd Stand. Moment; Exact Gaussian = 0.0	
Kurtosis: 4th Stand. Moment; Exact Gaussian = 3.0	
For Further Explanation, See Basille et al. 2002	
Millimeter data calculated by $mm = 2^{(-\phi)}$	

Reciprocal Absolute Relative Dispersion (RARD) Scale	
< 0.5	Excellent homogeneity (e.g., beaches)
0.5 to 1.0	Good homogeneity
1.0 to 1.33	Fair homogeneity
> 1.33	Poor homogeneity (e.g., glacial)



BV-07-BB



Post-Digestion Grain Size Distribution

Onshore Grab Sample

Sample: BV-07-BB

Total Digested Mass: 35.572 grams

% Silica: 65.6 %

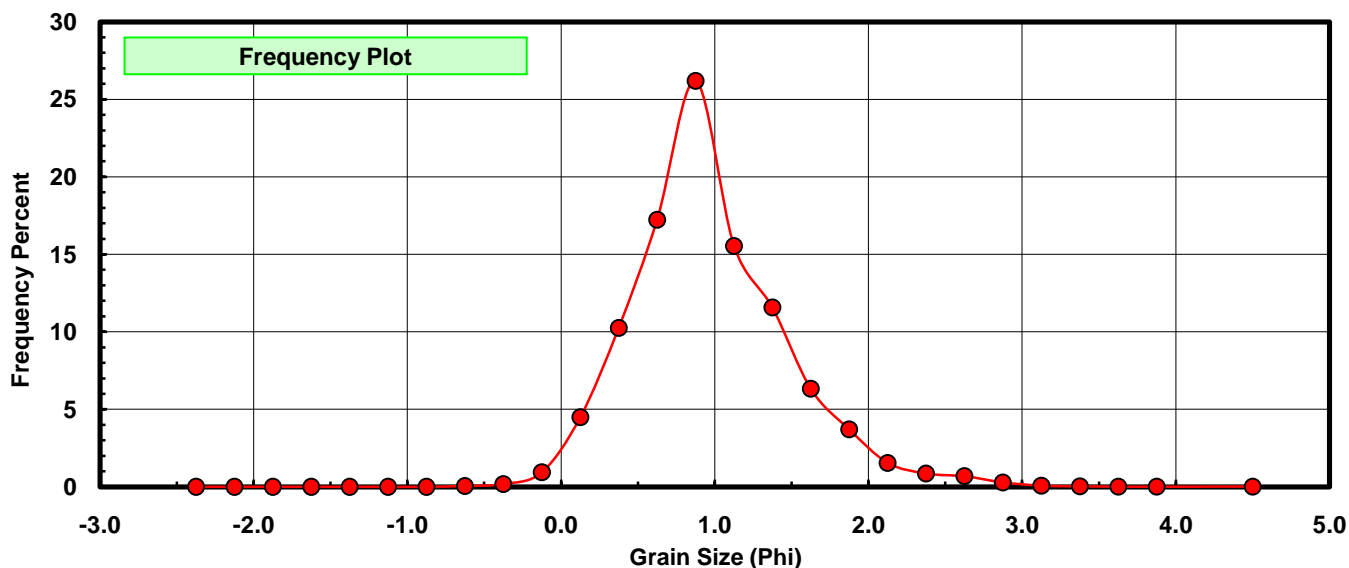
Sieve Size (phi)	Sieve Midpt (phi)	Weight (grams)	Freq Weight %	Cumulative Weight %
-2.25	-2.375	0.000	0.000	0.000
-2.00	-2.125	0.000	0.000	0.000
-1.75	-1.875	0.000	0.000	0.000
-1.50	-1.625	0.000	0.000	0.000
-1.25	-1.375	0.000	0.000	0.000
-1.00	-1.125	0.000	0.000	0.000
-0.75	-0.875	0.000	0.000	0.000
-0.50	-0.625	0.020	0.056	0.056
-0.25	-0.375	0.063	0.177	0.233
0.00	-0.125	0.335	0.942	1.175
0.25	0.125	1.597	4.489	5.665
0.50	0.375	3.650	10.261	15.925
0.75	0.625	6.131	17.235	33.161
1.00	0.875	9.317	26.192	59.353
1.25	1.125	5.530	15.546	74.899
1.50	1.375	4.114	11.565	86.464
1.75	1.625	2.248	6.320	92.784
2.00	1.875	1.317	3.702	96.486
2.25	2.125	0.550	1.546	98.032
2.50	2.375	0.305	0.857	98.890
2.75	2.625	0.243	0.683	99.573
3.00	2.875	0.101	0.284	99.857
3.25	3.125	0.026	0.073	99.930
3.50	3.375	0.011	0.031	99.961
3.75	3.625	0.005	0.014	99.975
4.00	3.875	0.002	0.006	99.980
5.00	4.500	0.007	0.020	100.000

Statistical Results			
Mean:	0.9691	phi	(0.5108 mm)
Standard Dev:	0.5202	phi-units	(0.6973 mm)
Skewness:	0.7435	dimensionless	
Kurtosis:	4.4748	dimensionless	
5th Moment:	11.0274	dimensionless	
6th Moment:	55.0852	dimensionless	
RARD *	0.5368	dimensionless	
Median	0.7857	phi	(0.5801 mm)

* RARD = reciprocal absolute relative dispersion (see below)

Statistical Explanation	
Calculations based on the Method of Moments	
Skewness: 3rd Stand. Moment; Exact Gaussian = 0.0	
Kurtosis: 4th Stand. Moment; Exact Gaussian = 3.0	
For Further Explanation, See Basille et al. 2002	
Millimeter data calculated by $mm = 2^{(-\phi)}$	

Reciprocal Absolute Relative Dispersion (RARD) Scale	
< 0.5	Excellent homogeneity (e.g., beaches)
0.5 to 1.0	Good homogeneity
1.0 to 1.33	Fair homogeneity
> 1.33	Poor homogeneity (e.g., glacial)



BV-07-BB

