

Onshore Grab Sample

Sample: BV-04-BB
Sample Taken By: D. Phelps
Sample Collected On: 3/19/09
Splits? N/A

County: Brevard
Latitude: 28° 44' 48.5"
Longitude: 80° 42' 10.0"
Datum: WGS 84
Surf. Elev: N/A
Datum: N/A

Fine Data Summary

Total Sample Weight 61.703 grams
Total Fines in Sample 0.103 grams
Total Percent Fines 0.17 %

Dry Sieving Summary

Total Sample Weight 61.636 grams
Total Digested Weight 40.619 grams
Total Carbonate Weight 21.017 grams
Total Silica % 65.90 %
Total Carbonate % 34.10 %
Carbonate/Silica Ratio 0.517

General Comments:

None

Description

Worked By: M. Ladle

Pre-Digestion Grain Size Distribution

Onshore Grab Sample

Sample: BV-04-BB

Total Sample Mass: 61.636 grams

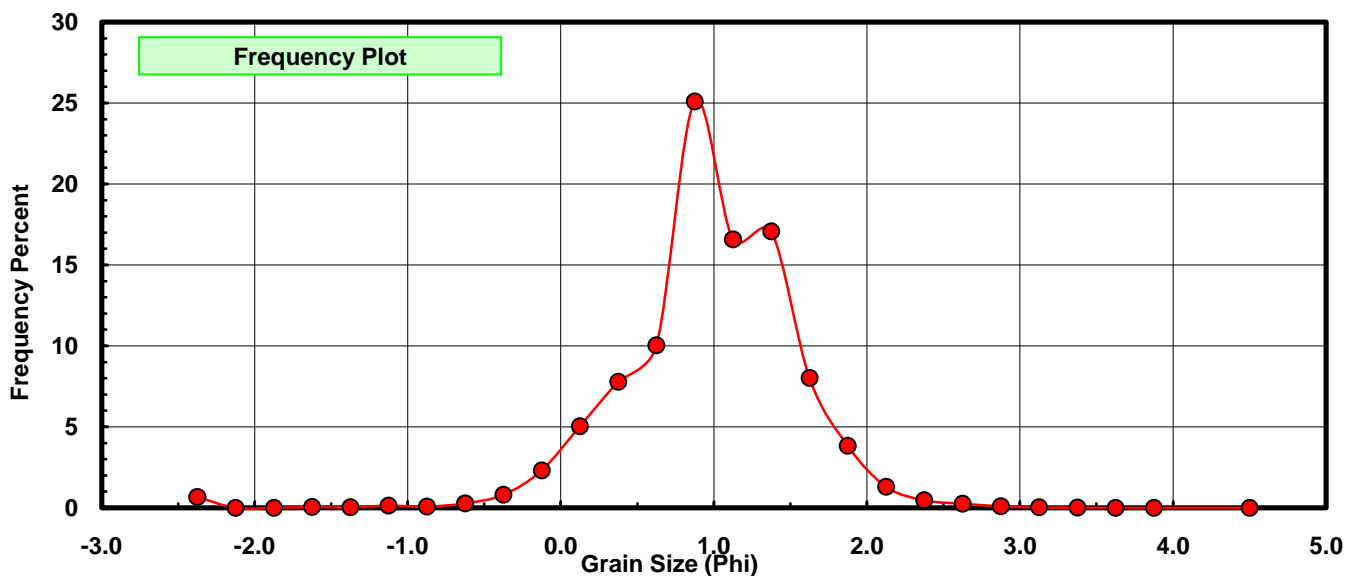
Sieve Size (phi)	Sieve Midpt (phi)	Weight (grams)	Freq Weight %	Cumulative Weight %
-2.25	-2.375	0.419	0.680	0.680
-2.00	-2.125	0.000	0.000	0.680
-1.75	-1.875	0.000	0.000	0.680
-1.50	-1.625	0.032	0.052	0.732
-1.25	-1.375	0.021	0.034	0.766
-1.00	-1.125	0.083	0.135	0.900
-0.75	-0.875	0.046	0.075	0.975
-0.50	-0.625	0.174	0.282	1.257
-0.25	-0.375	0.497	0.806	2.064
0.00	-0.125	1.425	2.312	4.376
0.25	0.125	3.105	5.038	9.413
0.50	0.375	4.801	7.789	17.203
0.75	0.625	6.182	10.030	27.232
1.00	0.875	15.465	25.091	52.323
1.25	1.125	10.215	16.573	68.896
1.50	1.375	10.521	17.070	85.966
1.75	1.625	4.941	8.016	93.982
2.00	1.875	2.360	3.829	97.811
2.25	2.125	0.805	1.306	99.117
2.50	2.375	0.289	0.469	99.586
2.75	2.625	0.159	0.258	99.844
3.00	2.875	0.064	0.104	99.948
3.25	3.125	0.021	0.034	99.982
3.50	3.375	0.008	0.013	99.995
3.75	3.625	0.001	0.002	99.997
4.00	3.875	0.001	0.002	99.998
5.00	4.50	0.001	0.002	100.000

Statistical Results			
Mean:	0.9640	phi	(0.5126 mm)
Standard Dev:	0.6008	phi-units	(0.6594 mm)
Skewness:	-1.2638	dimensionless	
Kurtosis:	9.0771	dimensionless	
5th Moment:	-37.7880	dimensionless	
6th Moment:	221.2004	dimensionless	
RARD *	0.6233	dimensionless	
Median	0.8519	phi	(0.5541 mm)

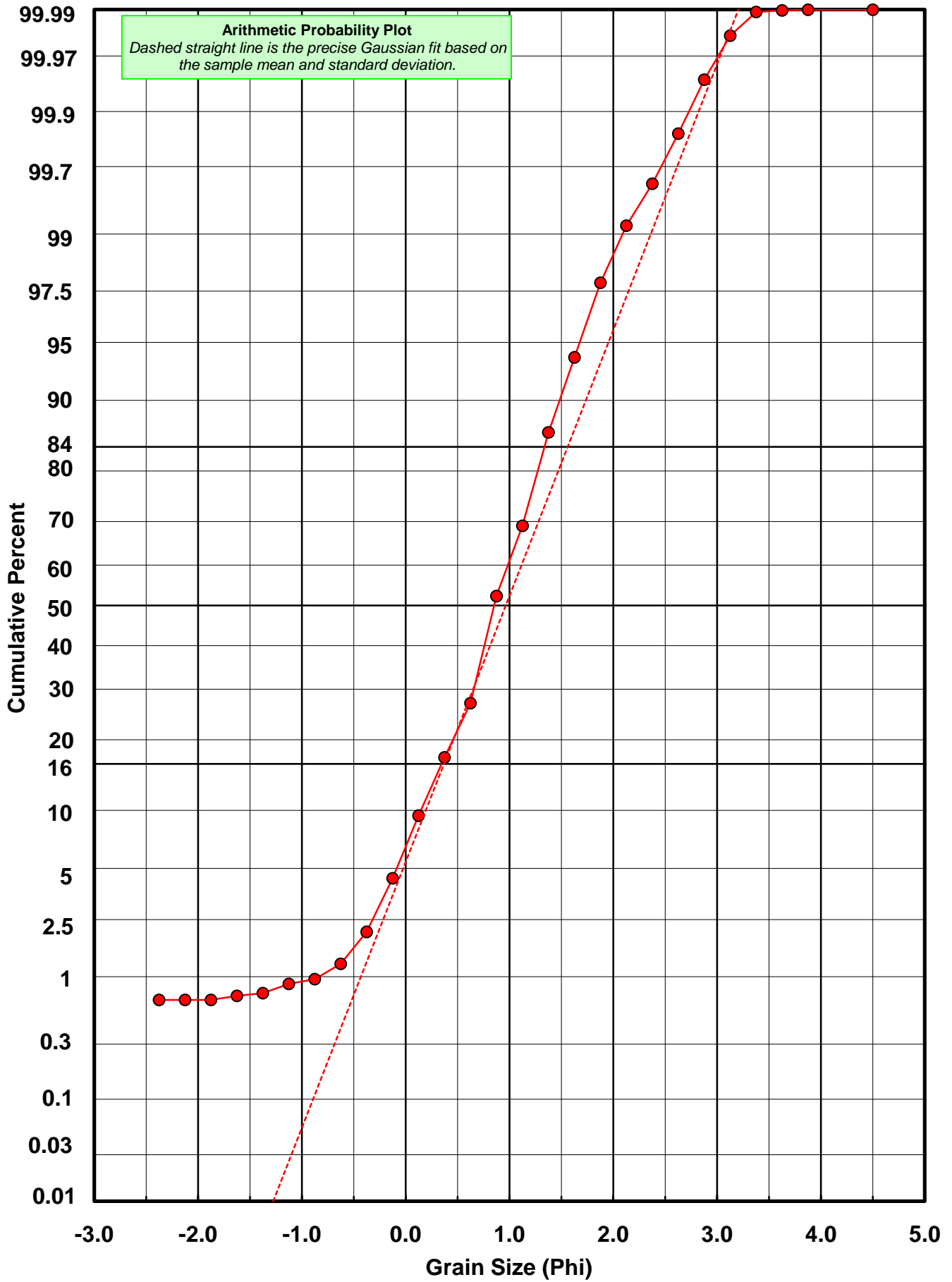
* RARD = reciprocal absolute relative dispersion (see below)

Statistical Explanation	
Calculations based on the Method of Moments	
Skewness: 3rd Stand. Moment; Exact Gaussian = 0.0	
Kurtosis: 4th Stand. Moment; Exact Gaussian = 3.0	
For Further Explanation, See Basille et al. 2002	
Millimeter data calculated by $mm = 2^{(-\phi)}$	

Reciprocal Absolute Relative Dispersion (RARD) Scale	
< 0.5	Excellent homogeneity (e.g., beaches)
0.5 to 1.0	Good homogeneity
1.0 to 1.33	Fair homogeneity
> 1.33	Poor homogeneity (e.g., glacial)



BV-04-BB



Carbonate Grain Size Distribution

Onshore Grab Sample

Sample: BV-04-BB

Total Carbonate Mass: 21.044 grams

% Carbonate: 34.1 %

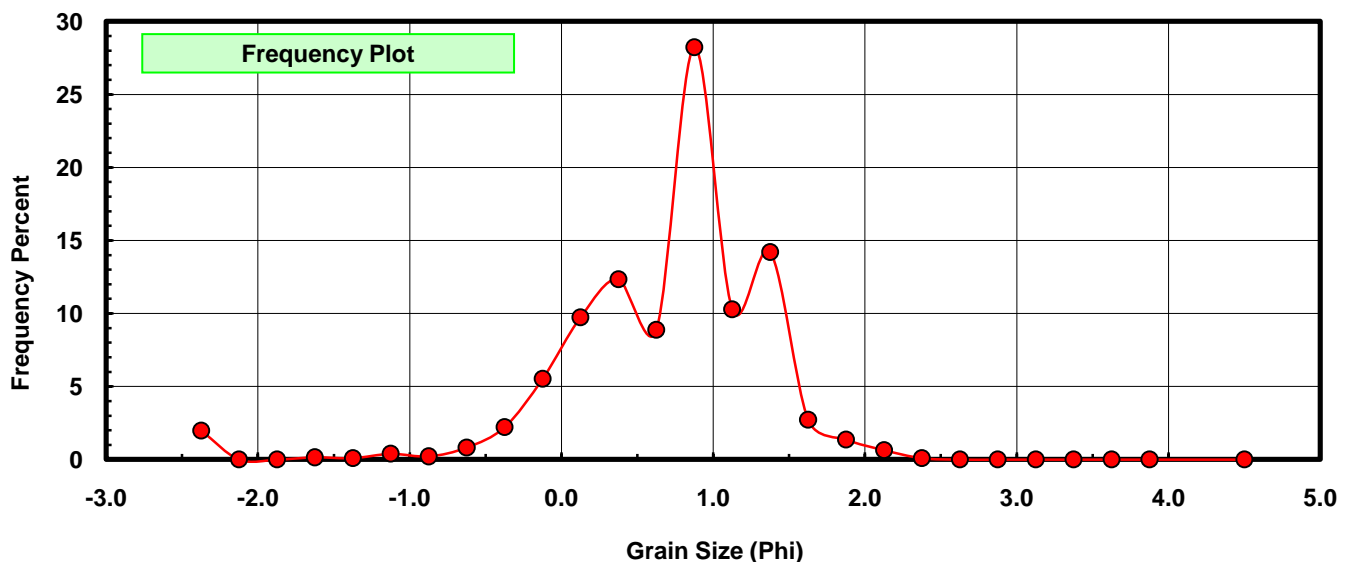
Sieve Size (phi)	Sieve Midpt (phi)	Weight (grams)	Freq Weight %	Cumulative Weight %
-2.25	-2.375	0.419	1.991	1.991
-2.00	-2.125	0.000	0.000	1.991
-1.75	-1.875	0.000	0.000	1.991
-1.50	-1.625	0.032	0.152	2.143
-1.25	-1.375	0.021	0.100	2.243
-1.00	-1.125	0.083	0.394	2.637
-0.75	-0.875	0.046	0.219	2.856
-0.50	-0.625	0.174	0.827	3.683
-0.25	-0.375	0.468	2.224	5.907
0.00	-0.125	1.163	5.527	11.433
0.25	0.125	2.049	9.737	21.170
0.50	0.375	2.600	12.355	33.525
0.75	0.625	1.870	8.886	42.411
1.00	0.875	5.943	28.241	70.652
1.25	1.125	2.166	10.293	80.945
1.50	1.375	2.992	14.218	95.163
1.75	1.625	0.573	2.723	97.885
2.00	1.875	0.289	1.373	99.259
2.25	2.125	0.136	0.646	99.905
2.50	2.375	0.020	0.095	100.000
2.75	2.625	0.000	0.000	100.000
3.00	2.875	0.000	0.000	100.000
3.25	3.125	0.000	0.000	100.000
3.50	3.375	0.000	0.000	100.000
3.75	3.625	0.000	0.000	100.000
4.00	3.875	0.000	0.000	100.000
5.00	4.500	0.000	0.000	100.000

Statistical Results			
Mean:	0.6805	phi	(0.6239 mm)
Standard Dev:	0.7192	phi-units	(0.6075 mm)
Skewness:	-1.6689	dimensionless	
Kurtosis:	8.0833	dimensionless	
5th Moment:	-29.9446	dimensionless	
6th Moment:	128.4264	dimensionless	
RARD *	1.0568	dimensionless	
Median	0.6922	phi	(0.6189 mm)

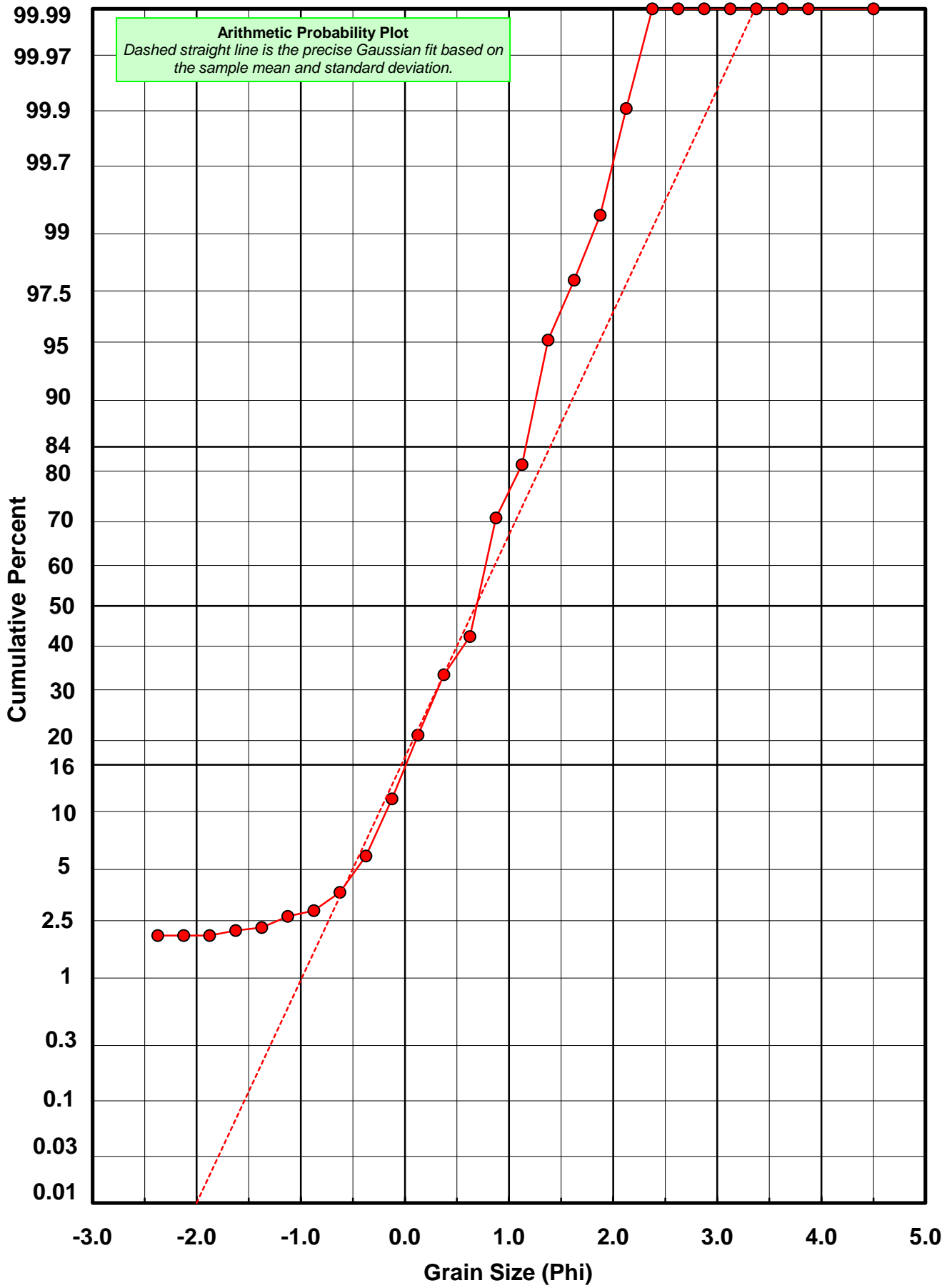
* RARD = reciprocal absolute relative dispersion (see below)

Statistical Explanation	
Calculations based on the Method of Moments	
Skewness: 3rd Stand. Moment; Exact Gaussian = 0.0	
Kurtosis: 4th Stand. Moment; Exact Gaussian = 3.0	
For Further Explanation, See Basille et al. 2002	
Millimeter data calculated by $mm = 2^{(-\phi)}$	

Reciprocal Absolute Relative Dispersion (RARD) Scale	
< 0.5	Excellent homogeneity (e.g., beaches)
0.5 to 1.0	Good homogeneity
1.0 to 1.33	Fair homogeneity
> 1.33	Poor homogeneity (e.g., glacial)



BV-04-BB



Post-Digestion Grain Size Distribution

Onshore Grab Sample

Sample: BV-04-BB

Total Digested Mass: 40.619 grams

% Silica: 65.9 %

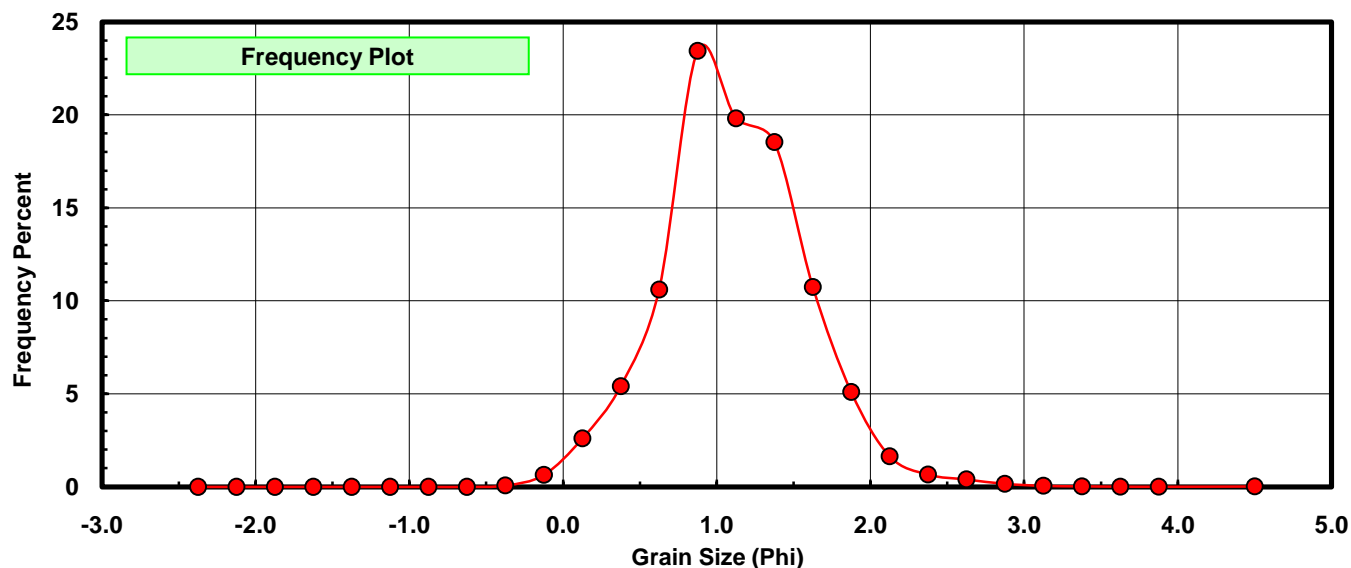
Sieve Size (phi)	Sieve Midpt (phi)	Weight (grams)	Freq Weight %	Cumulative Weight %
-2.25	-2.375	0.000	0.000	0.000
-2.00	-2.125	0.000	0.000	0.000
-1.75	-1.875	0.000	0.000	0.000
-1.50	-1.625	0.000	0.000	0.000
-1.25	-1.375	0.000	0.000	0.000
-1.00	-1.125	0.000	0.000	0.000
-0.75	-0.875	0.000	0.000	0.000
-0.50	-0.625	0.000	0.000	0.000
-0.25	-0.375	0.029	0.071	0.071
0.00	-0.125	0.262	0.645	0.716
0.25	0.125	1.056	2.600	3.316
0.50	0.375	2.201	5.419	8.735
0.75	0.625	4.312	10.616	19.351
1.00	0.875	9.522	23.442	42.793
1.25	1.125	8.049	19.816	62.609
1.50	1.375	7.529	18.536	81.144
1.75	1.625	4.368	10.754	91.898
2.00	1.875	2.071	5.099	96.996
2.25	2.125	0.669	1.647	98.643
2.50	2.375	0.269	0.662	99.306
2.75	2.625	0.162	0.399	99.705
3.00	2.875	0.067	0.165	99.870
3.25	3.125	0.023	0.057	99.926
3.50	3.375	0.012	0.030	99.956
3.75	3.625	0.006	0.015	99.970
4.00	3.875	0.003	0.007	99.978
5.00	4.500	0.009	0.022	100.000

Statistical Results			
Mean:	1.1126	phi	(0.4625 mm)
Standard Dev:	0.4802	phi-units	(0.7169 mm)
Skewness:	0.3459	dimensionless	
Kurtosis:	4.2200	dimensionless	
5th Moment:	8.5841	dimensionless	
6th Moment:	58.5695	dimensionless	
RARD *	0.4316	dimensionless	
Median	0.9659	phi	(0.5119 mm)

* RARD = reciprocal absolute relative dispersion (see below)

Statistical Explanation	
Calculations based on the Method of Moments	
Skewness: 3rd Stand. Moment; Exact Gaussian = 0.0	
Kurtosis: 4th Stand. Moment; Exact Gaussian = 3.0	
For Further Explanation, See Basille et al. 2002	
Millimeter data calculated by $mm = 2^{(-\phi)}$	

Reciprocal Absolute Relative Dispersion (RARD) Scale	
< 0.5	Excellent homogeneity (e.g., beaches)
0.5 to 1.0	Good homogeneity
1.0 to 1.33	Fair homogeneity
> 1.33	Poor homogeneity (e.g., glacial)



BV-04-BB

