

**Onshore Grab Sample**

**Sample:** BV-03-BB  
**Sample Taken By:** D. Phelps  
**Sample Collected On:** 3/19/09  
**Splits?** N/A

**County:** Brevard  
**Latitude:** 28° 45' 29.0"  
**Longitude:** 80° 42' 40.6"  
**Datum:** WGS 84  
**Surf. Elev:** N/A  
**Datum:** N/A

**Fine Data Summary**

Total Sample Weight 54.479 grams  
Total Fines in Sample 0.277 grams  
Total Percent Fines 0.51 %

**Dry Sieving Summary**

Total Sample Weight 54.149 grams  
Total Digested Weight 39.537 grams  
Total Carbonate Weight 14.612 grams  
Total Silica % 73.02 %  
Total Carbonate % 26.98 %  
Carbonate/Silica Ratio 0.370

**General Comments:**

None

**Description**

Worked By: M. Ladle

# Pre-Digestion Grain Size Distribution

Onshore Grab Sample

Sample: BV-03-BB

Total Sample Mass: 54.149 grams

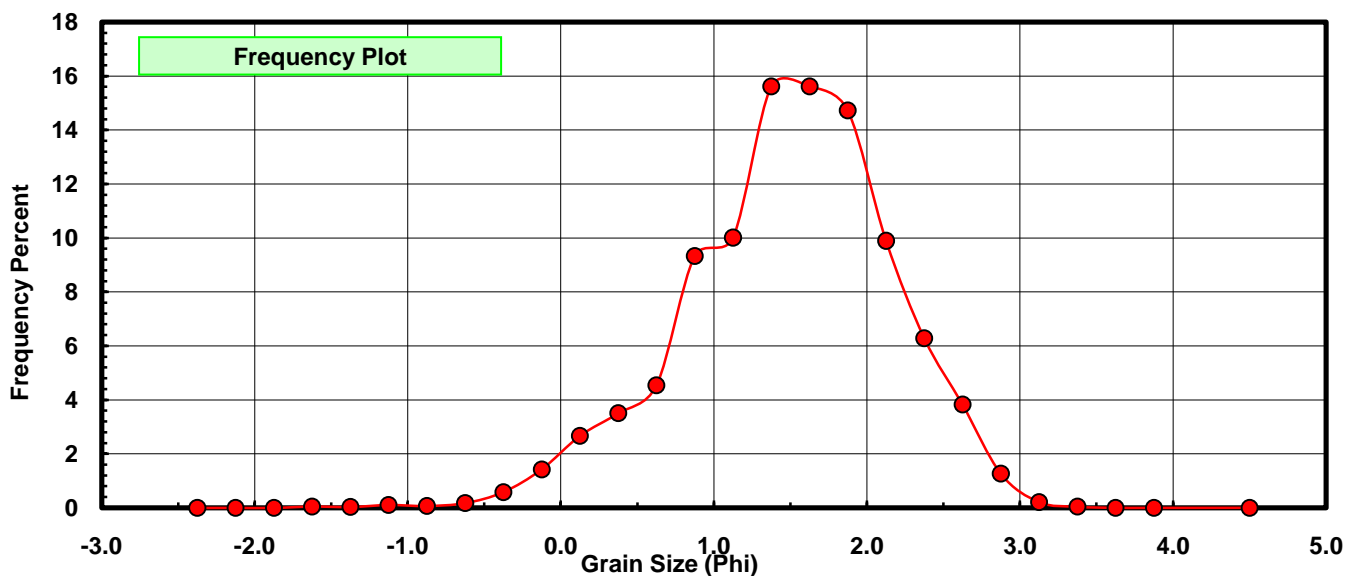
Sieve Size (phi)	Sieve Midpt (phi)	Weight (grams)	Freq Weight %	Cumulative Weight %
-2.25	-2.375	0.000	0.000	0.000
-2.00	-2.125	0.000	0.000	0.000
-1.75	-1.875	0.000	0.000	0.000
-1.50	-1.625	0.027	0.050	0.050
-1.25	-1.375	0.018	0.033	0.083
-1.00	-1.125	0.058	0.107	0.190
-0.75	-0.875	0.039	0.072	0.262
-0.50	-0.625	0.096	0.177	0.440
-0.25	-0.375	0.317	0.585	1.025
0.00	-0.125	0.772	1.426	2.451
0.25	0.125	1.445	2.669	5.119
0.50	0.375	1.898	3.505	8.624
0.75	0.625	2.457	4.537	13.162
1.00	0.875	5.053	9.332	22.493
1.25	1.125	5.422	10.013	32.507
1.50	1.375	8.455	15.614	48.121
1.75	1.625	8.458	15.620	63.741
2.00	1.875	7.973	14.724	78.465
2.25	2.125	5.358	9.895	88.360
2.50	2.375	3.402	6.283	94.643
2.75	2.625	2.071	3.825	98.467
3.00	2.875	0.686	1.267	99.734
3.25	3.125	0.116	0.214	99.948
3.50	3.375	0.023	0.042	99.991
3.75	3.625	0.002	0.004	99.994
4.00	3.875	0.001	0.002	99.996
5.00	4.50	0.002	0.004	100.000

Statistical Results			
Mean:	1.4803	phi	(0.3584 mm)
Standard Dev:	0.6827	phi-units	(0.623 mm)
Skewness:	-0.4633	dimensionless	
Kurtosis:	3.3765	dimensionless	
5th Moment:	-4.8902	dimensionless	
6th Moment:	23.0537	dimensionless	
RARD *	0.4612	dimensionless	
Median	1.4051	phi	(0.3776 mm)

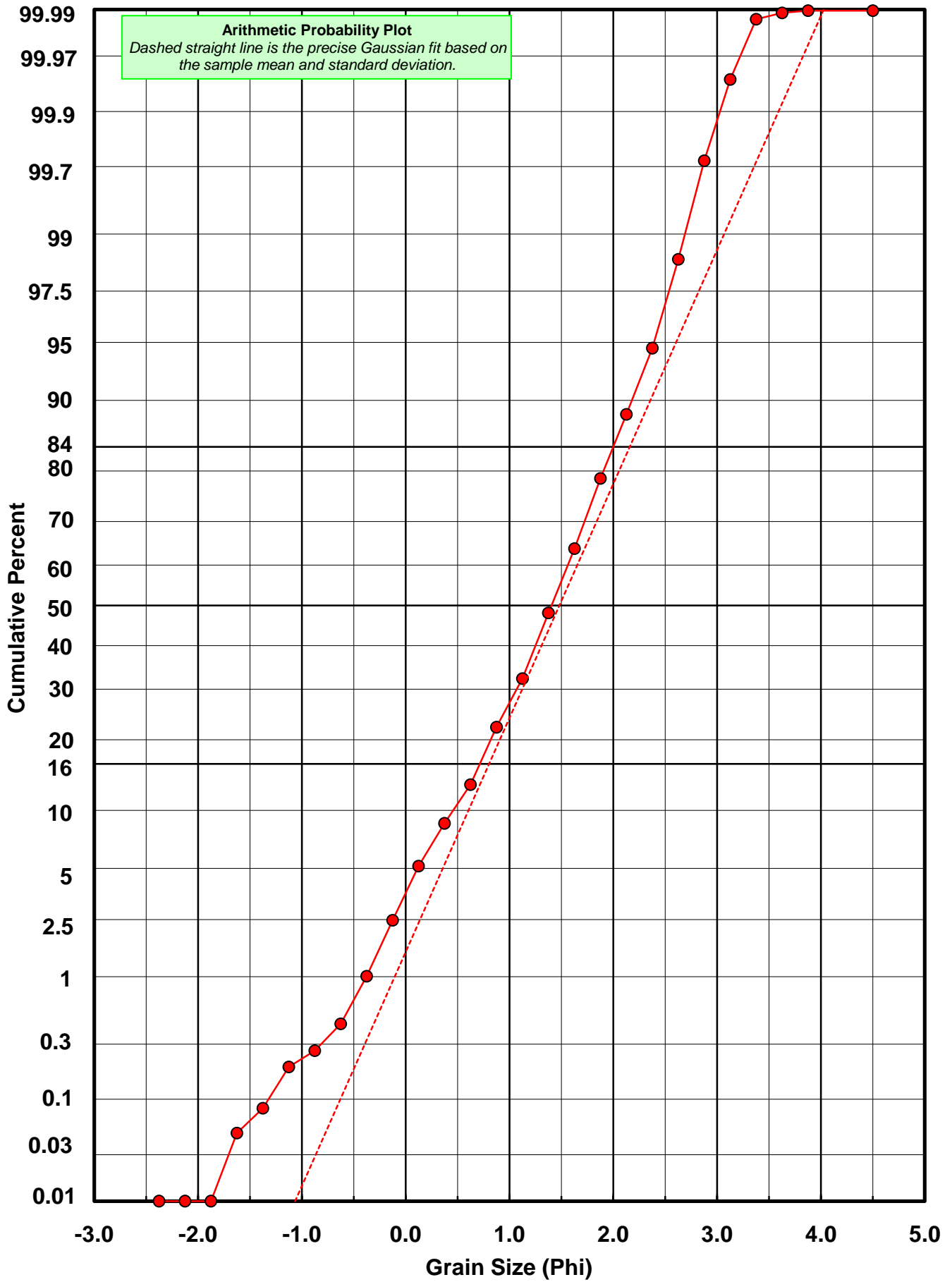
\* RARD = reciprocal absolute relative dispersion (see below)

Statistical Explanation
Calculations based on the Method of Moments
Skewness: 3rd Stand. Moment; Exact Gaussian = 0.0
Kurtosis: 4th Stand. Moment; Exact Gaussian = 3.0
For Further Explanation, See Basille et al. 2002
Millimeter data calculated by $mm = 2^{(-\phi)}$

Reciprocal Absolute Relative Dispersion (RARD) Scale	
< 0.5	Excellent homogeneity (e.g., beaches)
0.5 to 1.0	Good homogeneity
1.0 to 1.33	Fair homogeneity
> 1.33	Poor homogeneity (e.g., glacial)



# BV-03-BB



# Carbonate Grain Size Distribution

Onshore Grab Sample

Sample: BV-03-BB

Total Carbonate Mass: 14.620 grams

% Carbonate: 27.0 %

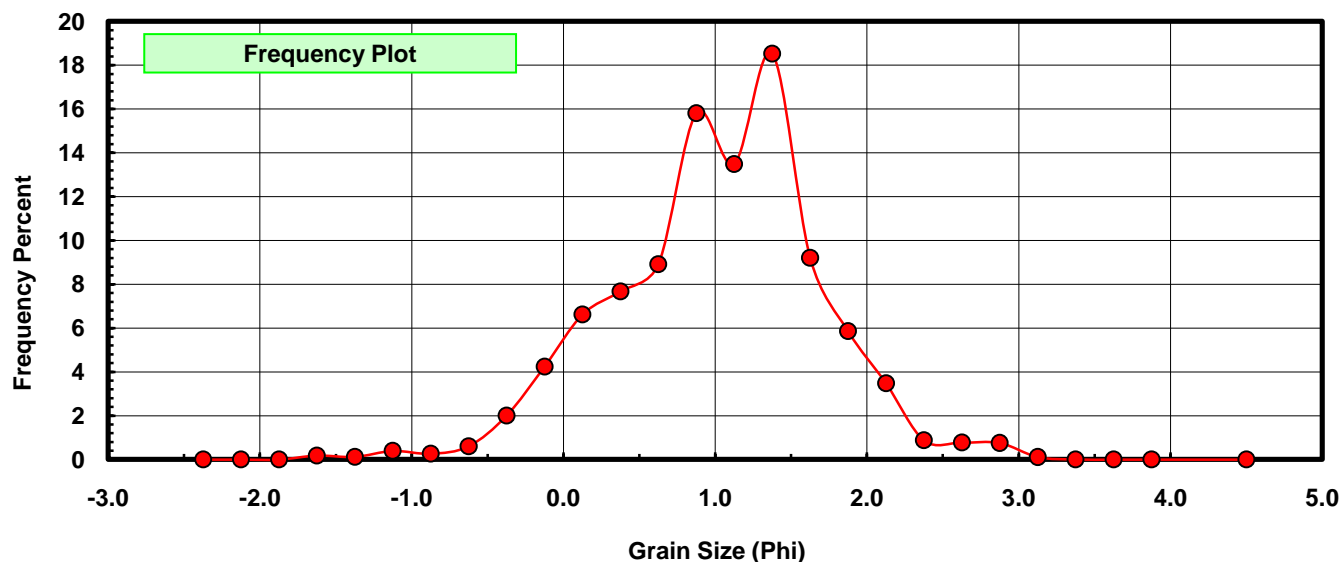
Sieve Size (phi)	Sieve Midpt (phi)	Weight (grams)	Freq Weight %	Cumulative Weight %
-2.25	-2.375	0.000	0.000	0.000
-2.00	-2.125	0.000	0.000	0.000
-1.75	-1.875	0.000	0.000	0.000
-1.50	-1.625	0.027	0.185	0.185
-1.25	-1.375	0.018	0.123	0.308
-1.00	-1.125	0.058	0.397	0.705
-0.75	-0.875	0.039	0.267	0.971
-0.50	-0.625	0.089	0.609	1.580
-0.25	-0.375	0.294	2.011	3.591
0.00	-0.125	0.621	4.248	7.839
0.25	0.125	0.968	6.621	14.460
0.50	0.375	1.123	7.681	22.141
0.75	0.625	1.304	8.919	31.060
1.00	0.875	2.312	15.814	46.874
1.25	1.125	1.973	13.495	60.369
1.50	1.375	2.709	18.529	78.899
1.75	1.625	1.347	9.213	88.112
2.00	1.875	0.857	5.862	93.974
2.25	2.125	0.509	3.482	97.456
2.50	2.375	0.129	0.882	98.338
2.75	2.625	0.114	0.780	99.118
3.00	2.875	0.111	0.759	99.877
3.25	3.125	0.017	0.116	99.993
3.50	3.375	0.001	0.007	100.000
3.75	3.625	0.000	0.000	100.000
4.00	3.875	0.000	0.000	100.000
5.00	4.500	0.000	0.000	100.000

Statistical Results			
Mean:	1.0104	phi	(0.4964 mm)
Standard Dev:	0.7126	phi-units	(0.6102 mm)
Skewness:	-0.2592	dimensionless	
Kurtosis:	3.2973	dimensionless	
5th Moment:	-2.4416	dimensionless	
6th Moment:	20.1197	dimensionless	
RARD *	0.7053	dimensionless	
Median	0.9329	phi	(0.5238 mm)

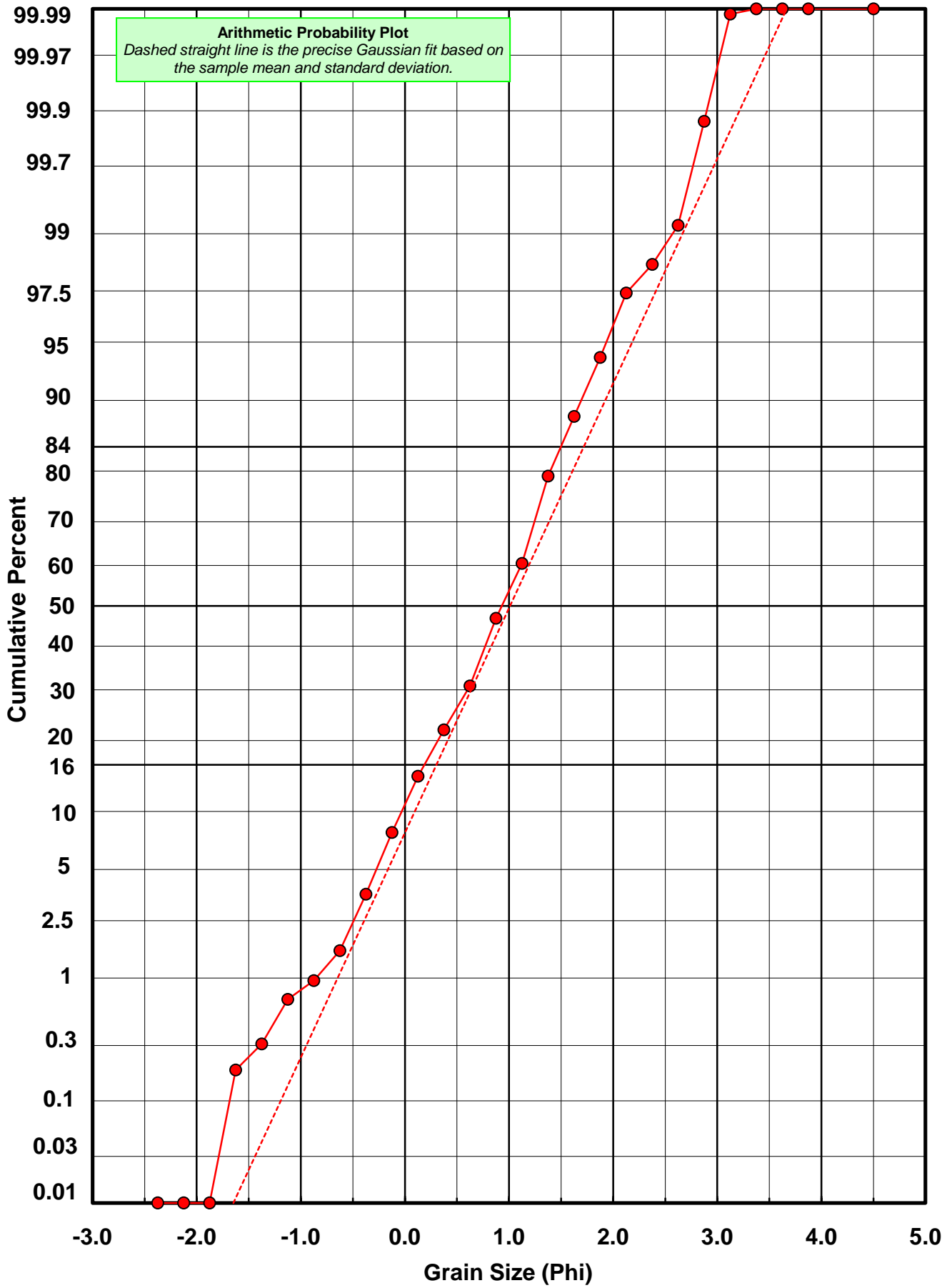
\* RARD = reciprocal absolute relative dispersion (see below)

Statistical Explanation	
Calculations based on the Method of Moments	
Skewness: 3rd Stand. Moment; Exact Gaussian = 0.0	
Kurtosis: 4th Stand. Moment; Exact Gaussian = 3.0	
For Further Explanation, See Basille et al. 2002	
Millimeter data calculated by $mm = 2^{(-phi)}$	

Reciprocal Absolute Relative Dispersion (RARD) Scale	
< 0.5	Excellent homogeneity (e.g., beaches)
0.5 to 1.0	Good homogeneity
1.0 to 1.33	Fair homogeneity
> 1.33	Poor homogeneity (e.g., glacial)



# BV-03-BB



# Post-Digestion Grain Size Distribution

Onshore Grab Sample

Sample: BV-03-BB

Total Digested Mass: 39.537 grams

% Silica: 73.0 %

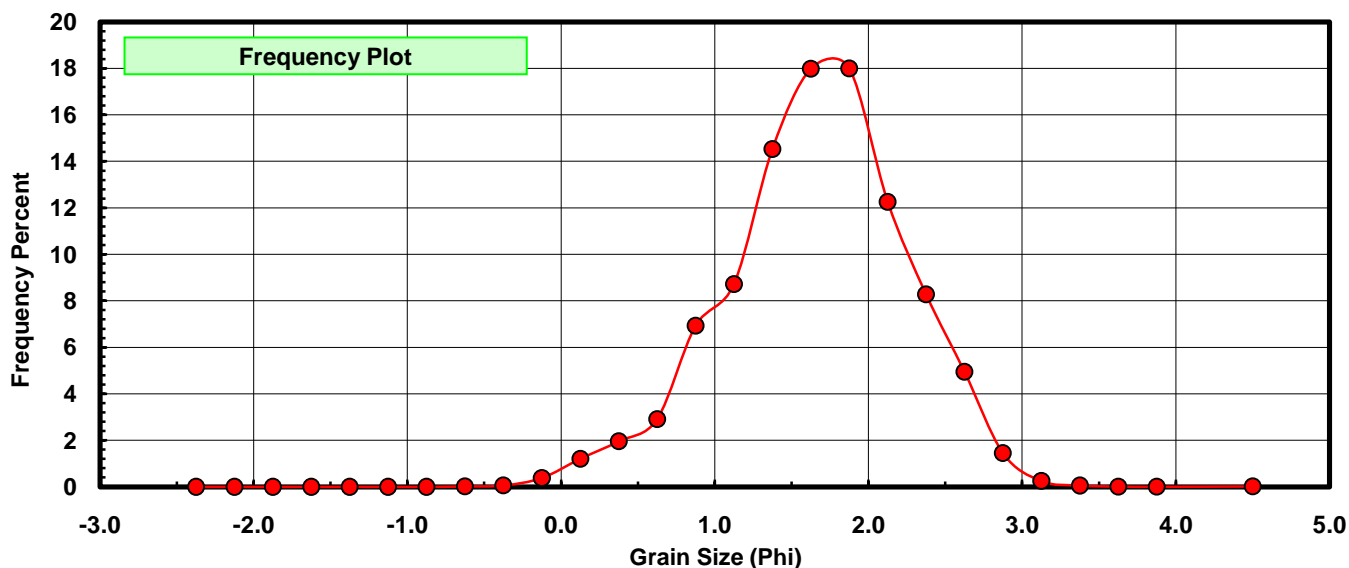
Sieve Size (phi)	Sieve Midpt (phi)	Weight (grams)	Freq Weight %	Cumulative Weight %
-2.25	-2.375	0.000	0.000	0.000
-2.00	-2.125	0.000	0.000	0.000
-1.75	-1.875	0.000	0.000	0.000
-1.50	-1.625	0.000	0.000	0.000
-1.25	-1.375	0.000	0.000	0.000
-1.00	-1.125	0.000	0.000	0.000
-0.75	-0.875	0.000	0.000	0.000
-0.50	-0.625	0.007	0.018	0.018
-0.25	-0.375	0.023	0.058	0.076
0.00	-0.125	0.151	0.382	0.458
0.25	0.125	0.477	1.206	1.664
0.50	0.375	0.775	1.960	3.624
0.75	0.625	1.153	2.916	6.541
1.00	0.875	2.741	6.933	13.473
1.25	1.125	3.449	8.723	22.197
1.50	1.375	5.746	14.533	36.730
1.75	1.625	7.111	17.986	54.716
2.00	1.875	7.116	17.998	72.714
2.25	2.125	4.849	12.264	84.979
2.50	2.375	3.273	8.278	93.257
2.75	2.625	1.957	4.950	98.207
3.00	2.875	0.575	1.454	99.661
3.25	3.125	0.099	0.250	99.911
3.50	3.375	0.022	0.056	99.967
3.75	3.625	0.005	0.013	99.980
4.00	3.875	0.001	0.003	99.982
5.00	4.500	0.007	0.018	100.000

Statistical Results			
Mean:	1.6547	phi	(0.3176 mm)
Standard Dev:	0.5915	phi-units	(0.6637 mm)
Skewness:	-0.2985	dimensionless	
Kurtosis:	3.1291	dimensionless	
5th Moment:	-2.2735	dimensionless	
6th Moment:	17.4001	dimensionless	
RARD *	0.3575	dimensionless	
Median	1.5595	phi	(0.3393 mm)

\* RARD = reciprocal absolute relative dispersion (see below)

Statistical Explanation	
Calculations based on the Method of Moments	
Skewness: 3rd Stand. Moment; Exact Gaussian = 0.0	
Kurtosis: 4th Stand. Moment; Exact Gaussian = 3.0	
For Further Explanation, See Basille et al. 2002	
Millimeter data calculated by $mm = 2^{(-phi)}$	

Reciprocal Absolute Relative Dispersion (RARD) Scale	
< 0.5	Excellent homogeneity (e.g., beaches)
0.5 to 1.0	Good homogeneity
1.0 to 1.33	Fair homogeneity
> 1.33	Poor homogeneity (e.g., glacial)



# BV-03-BB

