

Onshore Grab Sample

Sample: BV-01-BB
Sample Taken By: D. Phelps
Sample Collected On: 3/19/09
Splits? N/A

County: Brevard
Latitude: 28° 46' 55.7"
Longitude: 80° 43' 36.9"
Datum: WGS 84
Surf. Elev: N/A
Datum: N/A

Fine Data Summary

Total Sample Weight 59.427 grams
Total Fines in Sample 0.239 grams
Total Percent Fines 0.40 %

Dry Sieving Summary

Total Sample Weight 59.108 grams
Total Digested Weight 37.512 grams
Total Carbonate Weight 21.596 grams
Total Silica % 63.46 %
Total Carbonate % 36.54 %
Carbonate/Silica Ratio 0.576

General Comments:

None

Description

Worked By: M. Ladle

Pre-Digestion Grain Size Distribution

Onshore Grab Sample

Sample: BV-01-BB

Total Sample Mass: 59.108 grams

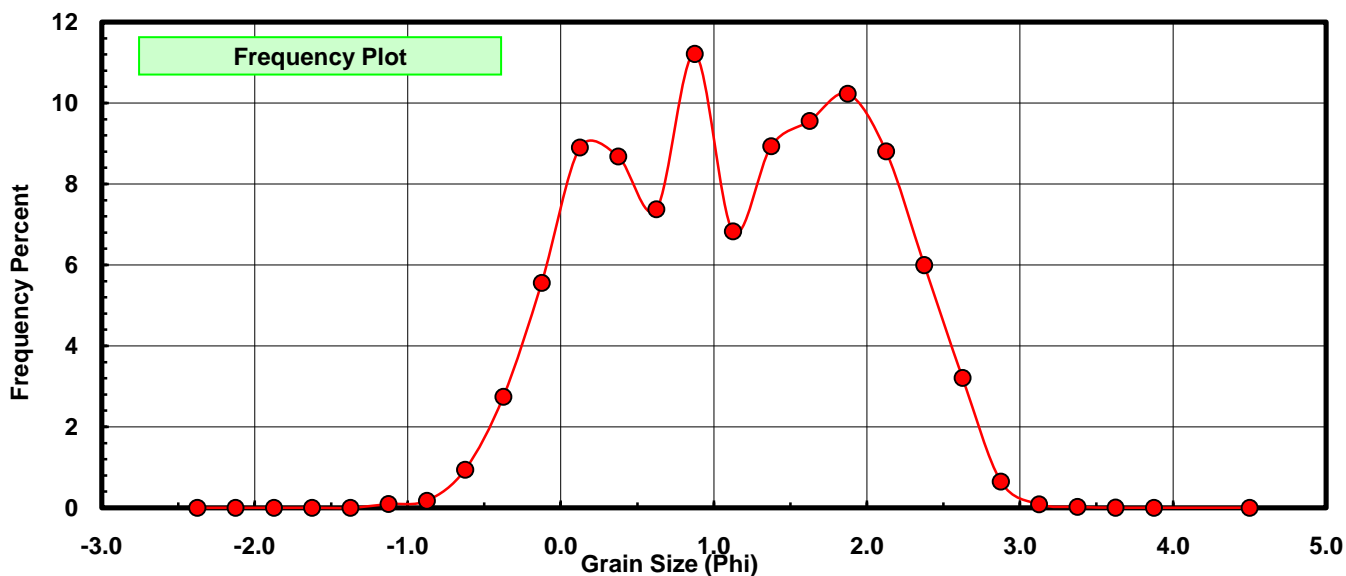
Sieve Size (phi)	Sieve Midpt (phi)	Weight (grams)	Freq Weight %	Cumulative Weight %
-2.25	-2.375	0.000	0.000	0.000
-2.00	-2.125	0.000	0.000	0.000
-1.75	-1.875	0.000	0.000	0.000
-1.50	-1.625	0.000	0.000	0.000
-1.25	-1.375	0.000	0.000	0.000
-1.00	-1.125	0.054	0.091	0.091
-0.75	-0.875	0.103	0.174	0.266
-0.50	-0.625	0.557	0.942	1.208
-0.25	-0.375	1.623	2.746	3.954
0.00	-0.125	3.284	5.556	9.510
0.25	0.125	5.260	8.899	18.409
0.50	0.375	5.132	8.682	27.091
0.75	0.625	4.359	7.375	34.466
1.00	0.875	6.628	11.213	45.679
1.25	1.125	4.036	6.828	52.507
1.50	1.375	5.281	8.934	61.442
1.75	1.625	5.650	9.559	71.001
2.00	1.875	6.046	10.229	81.229
2.25	2.125	5.204	8.804	90.033
2.50	2.375	3.544	5.996	96.029
2.75	2.625	1.895	3.206	99.235
3.00	2.875	0.384	0.650	99.885
3.25	3.125	0.052	0.088	99.973
3.50	3.375	0.012	0.020	99.993
3.75	3.625	0.002	0.003	99.997
4.00	3.875	0.001	0.002	99.998
5.00	4.50	0.001	0.002	100.000

Statistical Results			
Mean:	1.1450	phi	(0.4522 mm)
Standard Dev:	0.8545	phi-units	(0.5531 mm)
Skewness:	-0.0655	dimensionless	
Kurtosis:	2.0178	dimensionless	
5th Moment:	-0.3511	dimensionless	
6th Moment:	5.6322	dimensionless	
RARD *	0.7463	dimensionless	
Median	1.0332	phi	(0.4886 mm)

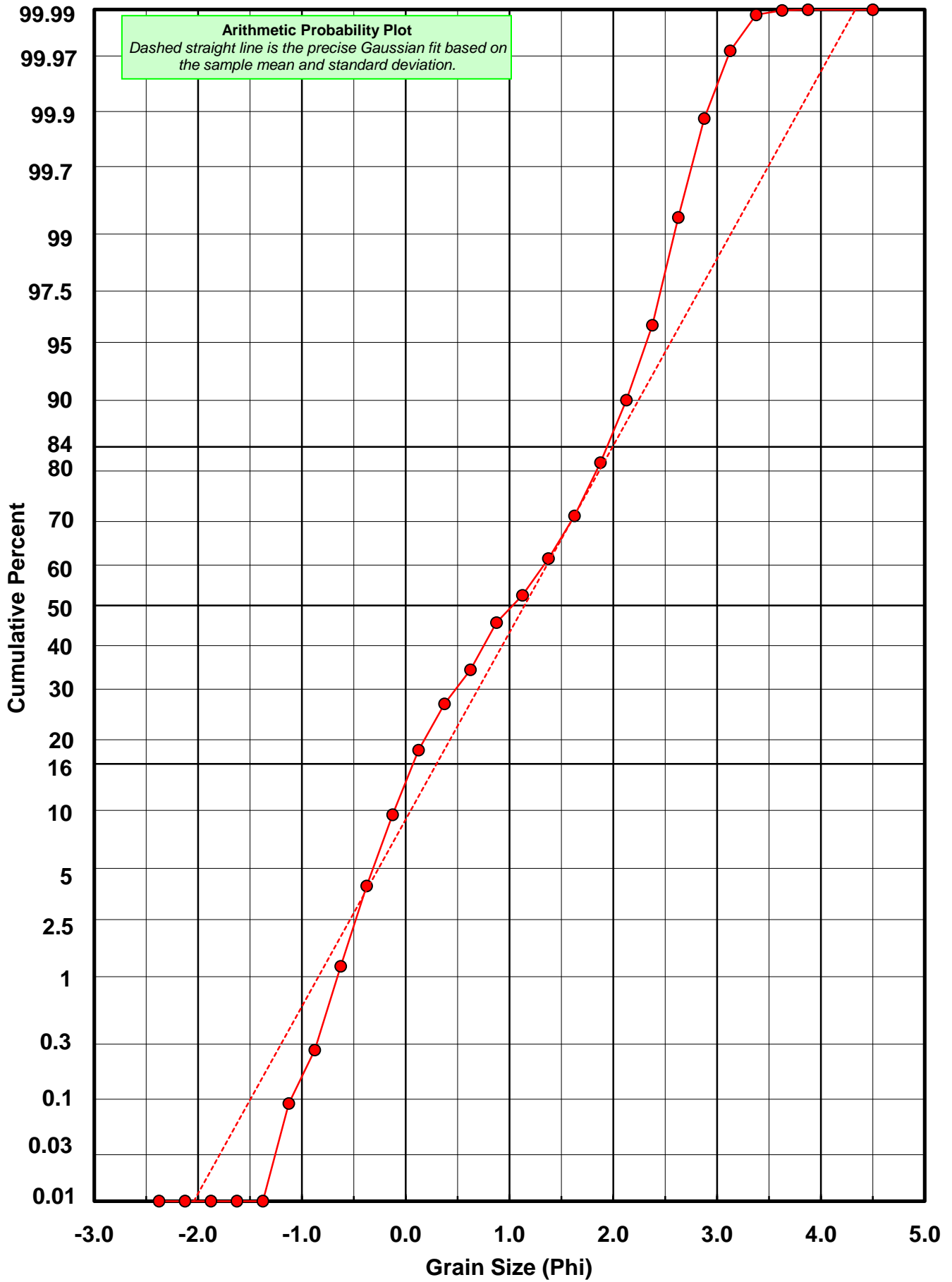
* RARD = reciprocal absolute relative dispersion (see below)

Statistical Explanation
Calculations based on the Method of Moments
Skewness: 3rd Stand. Moment; Exact Gaussian = 0.0
Kurtosis: 4th Stand. Moment; Exact Gaussian = 3.0
For Further Explanation, See Basille et al. 2002
Millimeter data calculated by $mm = 2^{(-\phi)}$

Reciprocal Absolute Relative Dispersion (RARD) Scale	
< 0.5	Excellent homogeneity (e.g., beaches)
0.5 to 1.0	Good homogeneity
1.0 to 1.33	Fair homogeneity
> 1.33	Poor homogeneity (e.g., glacial)



BV-01-BB



Carbonate Grain Size Distribution

Onshore Grab Sample

Sample: BV-01-BB

Total Carbonate Mass: 21.732 grams

% Carbonate: 36.5 %

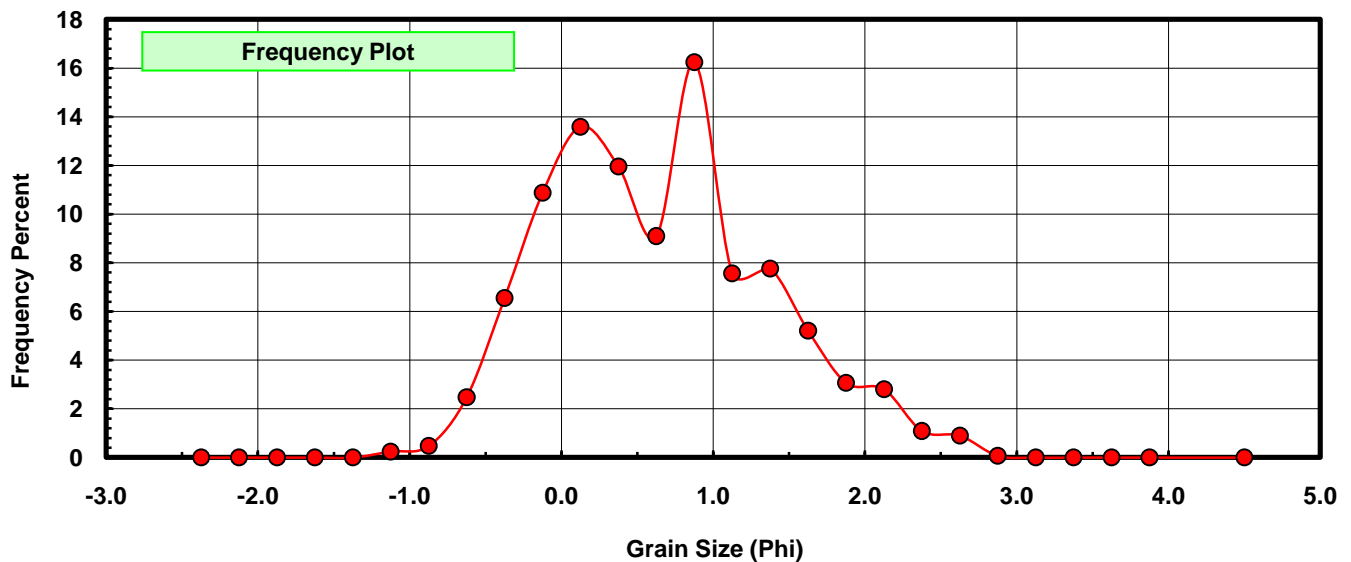
Sieve Size (phi)	Sieve Midpt (phi)	Weight (grams)	Freq Weight %	Cumulative Weight %
-2.25	-2.375	0.000	0.000	0.000
-2.00	-2.125	0.000	0.000	0.000
-1.75	-1.875	0.000	0.000	0.000
-1.50	-1.625	0.000	0.000	0.000
-1.25	-1.375	0.000	0.000	0.000
-1.00	-1.125	0.054	0.248	0.248
-0.75	-0.875	0.103	0.474	0.722
-0.50	-0.625	0.539	2.480	3.203
-0.25	-0.375	1.425	6.557	9.760
0.00	-0.125	2.363	10.873	20.633
0.25	0.125	2.954	13.593	34.226
0.50	0.375	2.599	11.959	46.185
0.75	0.625	1.977	9.097	55.283
1.00	0.875	3.529	16.239	71.521
1.25	1.125	1.645	7.569	79.091
1.50	1.375	1.686	7.758	86.849
1.75	1.625	1.132	5.209	92.058
2.00	1.875	0.667	3.069	95.127
2.25	2.125	0.611	2.812	97.939
2.50	2.375	0.237	1.091	99.029
2.75	2.625	0.196	0.902	99.931
3.00	2.875	0.015	0.069	100.000
3.25	3.125	0.000	0.000	100.000
3.50	3.375	0.000	0.000	100.000
3.75	3.625	0.000	0.000	100.000
4.00	3.875	0.000	0.000	100.000
5.00	4.500	0.000	0.000	100.000

Statistical Results			
Mean:	0.6455	phi	(0.6393 mm)
Standard Dev:	0.7480	phi-units	(0.5954 mm)
Skewness:	0.3738	dimensionless	
Kurtosis:	2.5672	dimensionless	
5th Moment:	2.5074	dimensionless	
6th Moment:	10.2791	dimensionless	
RARD *	1.1588	dimensionless	
Median	0.4798	phi	(0.7171 mm)

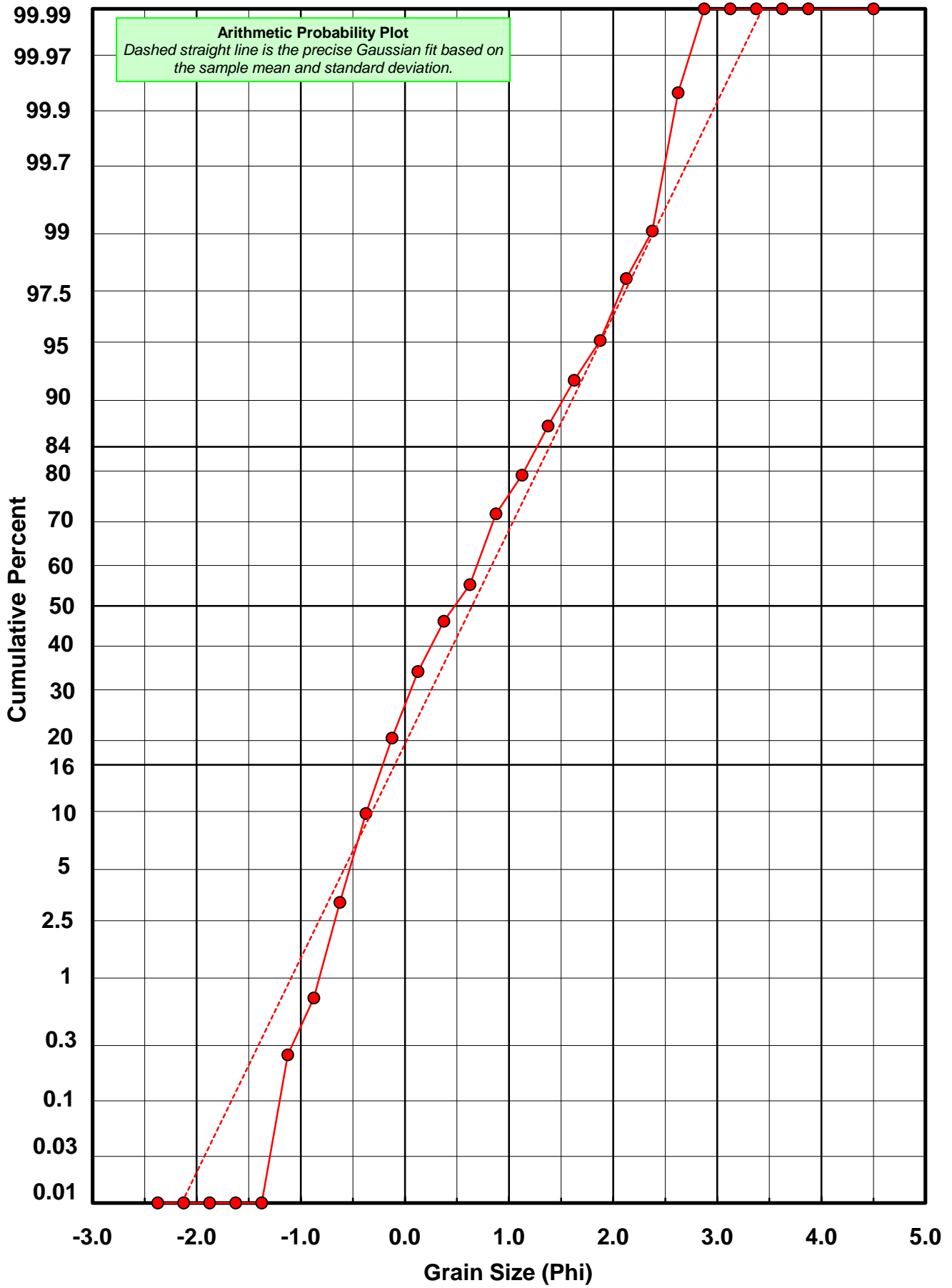
* RARD = reciprocal absolute relative dispersion (see below)

Statistical Explanation	
Calculations based on the Method of Moments	
Skewness: 3rd Stand. Moment; Exact Gaussian = 0.0	
Kurtosis: 4th Stand. Moment; Exact Gaussian = 3.0	
For Further Explanation, See Basille et al. 2002	
Millimeter data calculated by $mm = 2^{(-\phi)}$	

Reciprocal Absolute Relative Dispersion (RARD) Scale	
< 0.5	Excellent homogeneity (e.g., beaches)
0.5 to 1.0	Good homogeneity
1.0 to 1.33	Fair homogeneity
> 1.33	Poor homogeneity (e.g., glacial)



BV-01-BB



Post-Digestion Grain Size Distribution

Onshore Grab Sample

Sample: BV-01-BB

Total Digested Mass: 37.512 grams

% Silica: 63.5 %

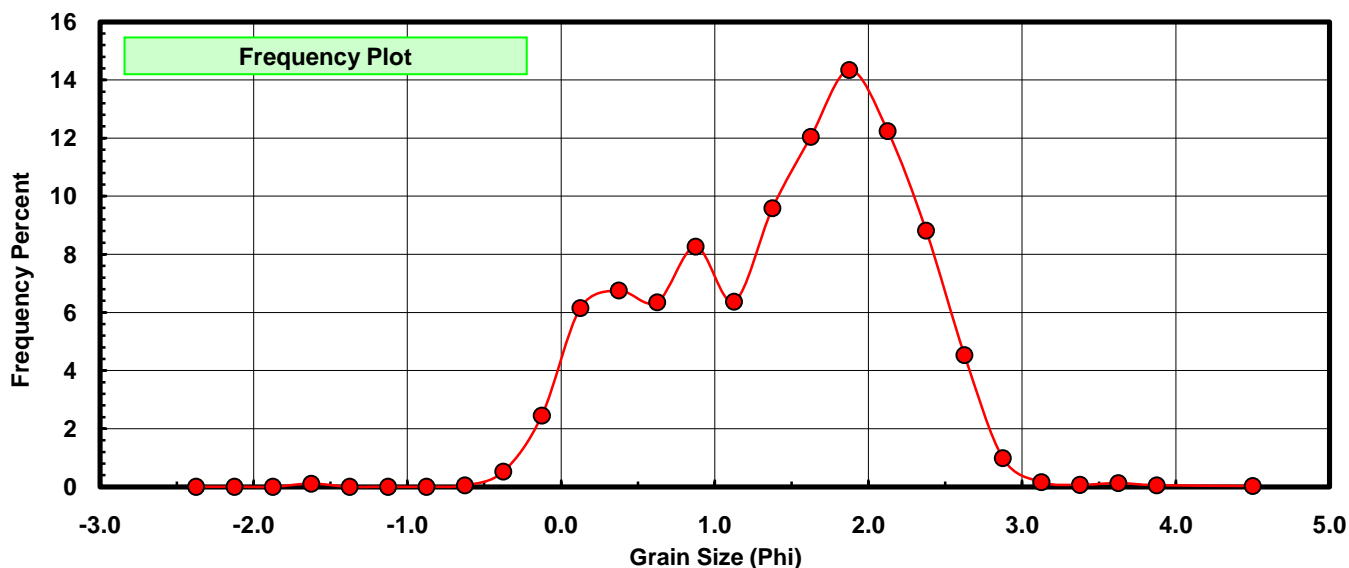
Sieve Size (phi)	Sieve Midpt (phi)	Weight (grams)	Freq Weight %	Cumulative Weight %
-2.25	-2.375	0.000	0.000	0.000
-2.00	-2.125	0.000	0.000	0.000
-1.75	-1.875	0.000	0.000	0.000
-1.50	-1.625	0.040	0.107	0.107
-1.25	-1.375	0.000	0.000	0.107
-1.00	-1.125	0.000	0.000	0.107
-0.75	-0.875	0.000	0.000	0.107
-0.50	-0.625	0.018	0.048	0.155
-0.25	-0.375	0.198	0.528	0.682
0.00	-0.125	0.921	2.455	3.138
0.25	0.125	2.306	6.147	9.285
0.50	0.375	2.533	6.753	16.038
0.75	0.625	2.382	6.350	22.388
1.00	0.875	3.099	8.261	30.649
1.25	1.125	2.391	6.374	37.023
1.50	1.375	3.595	9.584	46.606
1.75	1.625	4.518	12.044	58.651
2.00	1.875	5.379	14.339	72.990
2.25	2.125	4.593	12.244	85.234
2.50	2.375	3.307	8.816	94.050
2.75	2.625	1.699	4.529	98.579
3.00	2.875	0.369	0.984	99.563
3.25	3.125	0.061	0.163	99.725
3.50	3.375	0.025	0.067	99.792
3.75	3.625	0.048	0.128	99.920
4.00	3.875	0.020	0.053	99.973
5.00	4.500	0.010	0.027	100.000

Statistical Results			
Mean:	1.4379	phi	(0.3691 mm)
Standard Dev:	0.7957	phi-units	(0.5761 mm)
Skewness:	-0.3257	dimensionless	
Kurtosis:	2.4044	dimensionless	
5th Moment:	-1.6838	dimensionless	
6th Moment:	11.0392	dimensionless	
RARD *	0.5534	dimensionless	
Median	1.4454	phi	(0.3672 mm)

* RARD = reciprocal absolute relative dispersion (see below)

Statistical Explanation	
Calculations based on the Method of Moments	
Skewness: 3rd Stand. Moment; Exact Gaussian = 0.0	
Kurtosis: 4th Stand. Moment; Exact Gaussian = 3.0	
For Further Explanation, See Basille et al. 2002	
Millimeter data calculated by $mm = 2^{(-\phi)}$	

Reciprocal Absolute Relative Dispersion (RARD) Scale	
< 0.5	Excellent homogeneity (e.g., beaches)
0.5 to 1.0	Good homogeneity
1.0 to 1.33	Fair homogeneity
> 1.33	Poor homogeneity (e.g., glacial)



BV-01-BB

